

799.166
T458
2000
c.1



1999 Lower Skeena River Sport Catch Monitoring Programs

Early Lower River - Chinook

Red Zone Lower River - Pink

Late Lower River - Coho

Property of the
Bulkley-Morice
Watershed Library

J.O. Thomas & Associates Ltd.

799.1661/T458

2000

1

Objectives

- Monitor the encounter rates of all species landed by anglers in each fishery. Acquire effort data to allow estimates of catch to be calculated
- Report and assess the gears used in the fisheries, including the hooking location
- Assess the release condition of all salmon with an emphasis to coho
- Provide DFO inseason re species encounter rates
- Collect coho DNA tissue identification

DATE DUE		
799.1661/T458	2000	
1999 Lower Skeena River Sport Catch Monitoring Pr J.O. Thomas & Associates Ltd.		
DATE LOANED	BORROWER'S NAME	DATE RETURNED
Dec 6/0	[REDACTED]	

799.1661/T458	2000	
1999 Lower Skeena River Sport Catch Monitoring Pr J.O. Thomas & Associates Ltd.		

Methods

- Monitors were deployed to active angling locations to conduct interviews and observe the landing of fish
- Survey shifts were devised to distribute observer effort in an attempt to represent the character of catches over time and area
- Gear counts originated onsite, by boat and via aircraft
- All anglers were interviewed, with information collected on time fished, gear used and the numbers of fish caught and released by species
- Released fish were adjudicated using the 5 stage health index

Lower Skeena River Sport Chinook Fishery

Estimated Catch and Effort at Monitored Sites

Site	Ferry Island	Kraut Bar	Alberta Bar	Chicken Bar	Canoe Bar	Shames Bar	Cafe Bar (E)	Cafe Bar (W)	Andesite Bar	All Sites
Angler Hours	2,070	665	755	2,424	1,461	721	1,242	1,229	1,500	12,067
Chinook	20	75	148	116	74	109	47	74	69	732
Coho	22	0	0	2	3	6	40	24	36	132
Steelhead	0	0	11	7	20	57	18	34	44	191
Sockeye	88	0	0	2	6	6	11	7	0	119
Pink	182	6	11	10	28	109	58	98	39	541
Coho:Chinook	1.10	0.00	0.00	0.01	0.04	0.05	0.85	0.32	0.52	0.18

Lower Skeena River Sport Chinook Fishery

Catch by Fishing Method

	Spin Cast	Fly Cast	Still Fishing	Bottom Bouncing	Total
Chinook	1	1	218	0	220
Coho	3	5	38	0	46
Pink	27	107	51	0	185
Sockeye	3	49	6	0	58
Steelhead	0	0	54	2	56

Lower Skeena River Sport Chinook Fishery

Observed Condition at Release

	Chinook	Coho	Steelhead	Sockeye	Pink
VNB	51	28	27	39	99
VB	6	9	10	5	18
LNB	3	2	6	2	0
LB	3	4	1	0	1
D	74	2	4	0	57
Total	137	45	48	46	175

VNB Vigorous/not bleeding
 VB Vigorous/bleeding
 LNB Lethargic/not bleeding
 LB Lethargic/bleeding
 D Dead

Lower Skeena River Sport Chinook Fishery

Chinook Condition at Release

Condition at release	Monitored Site												Total
	Ferry Island	Kraut Bar	Alberta Bar	Chicken Bar	Canoe Bar	Shames Bar	Cafe Bar (E)	Cafe Bar (W)	Andesite Bar	Andesite Bar	Andesite Bar	Andesite Bar	
VNB	1	3	20	7	11	2	1	1	1	5	51		
VB	0	2	0	0	3	0	0	0	0	1	6		
LNB	0	1	0	1	1	0	0	0	0	0	3		
LB	0	0	0	0	2	0	0	0	1	0	3		
D	6	0	0	0	4	13	12	20	19	74			
Total	7	6	20	8	21	15	13	22	25	137			

Coho Condition at Release


Condition at release	Monitored Site												Total
	Ferry Island	Kraut Bar	Alberta Bar	Chicken Bar	Canoe Bar	Shames Bar	Cafe Bar (E)	Cafe Bar (W)	Andesite Bar	Andesite Bar	Andesite Bar	Andesite Bar	
VNB	5	0	0	0	1	0	10	3	9	28			
VB	4	0	0	1	0	0	1	0	3	9			
LNB	1	0	0	0	0	0	0	1	0	2			
LB	1	0	0	0	0	0	0	2	1	4			
D	1	0	0	0	0	0	0	1	0	2			
Total	12	0	0	1	1	0	11	7	13	45			

Lower Skeena River Sport Chinook Fishery


Estimated Mortality by Species and Location

	Monitored Site											Total
	Ferry Island	Kraut Bar	Alberta Bar	Chicken Bar	Canoe Bar	Shames Bar	Cafe Bar (E)	Cafe Bar (W)	Andesite Bar			
Chinook	86%	0%	0%	0%	19%	87%	92%	91%	76%	54%		
Coho	8%	n/a	n/a	0%	0%	n/a	0%	14%	0%	4%		
Steelhead	n/a	n/a	0%	0%	14%	0%	0%	30%	0%	8%		
Sockeye	5%	n/a	n/a	0%	0%	0%	0%	0%	n/a	4%		
Pink	40%	n/a	0%	n/a	0%	13%	44%	24%	33%	33%		

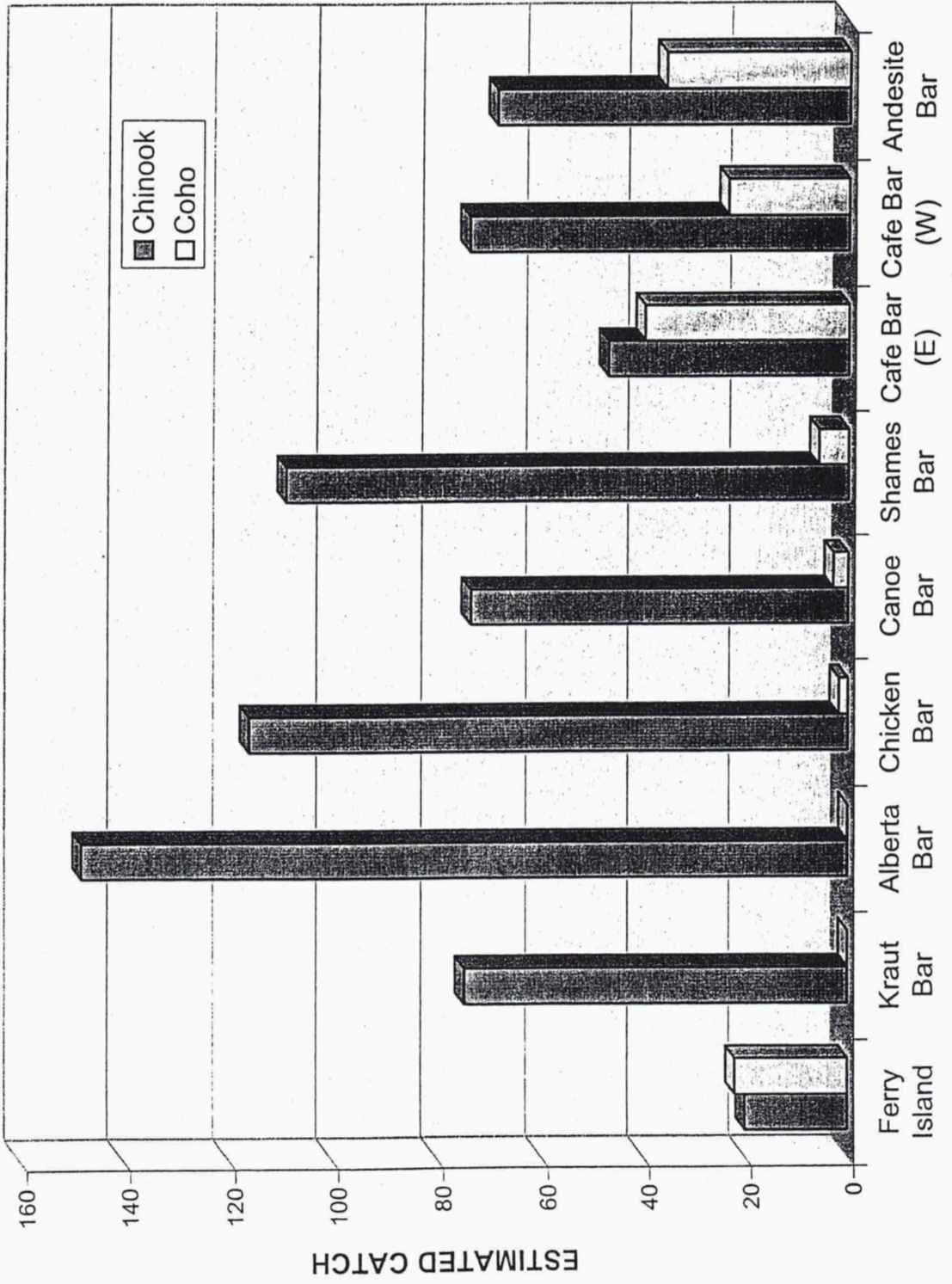
LOWER SKEENA SPORT CHINOOK FISHERY
ESTIMATED CATCH



LOWER SKEENA SPORT CHINOOK FISHERY ESTIMATED RETENTION AND RELEASE



**LOWER SKEENA SPORT CHINOOK FISHERY
ESTIMATED CATCH AT MONITORED SITES**

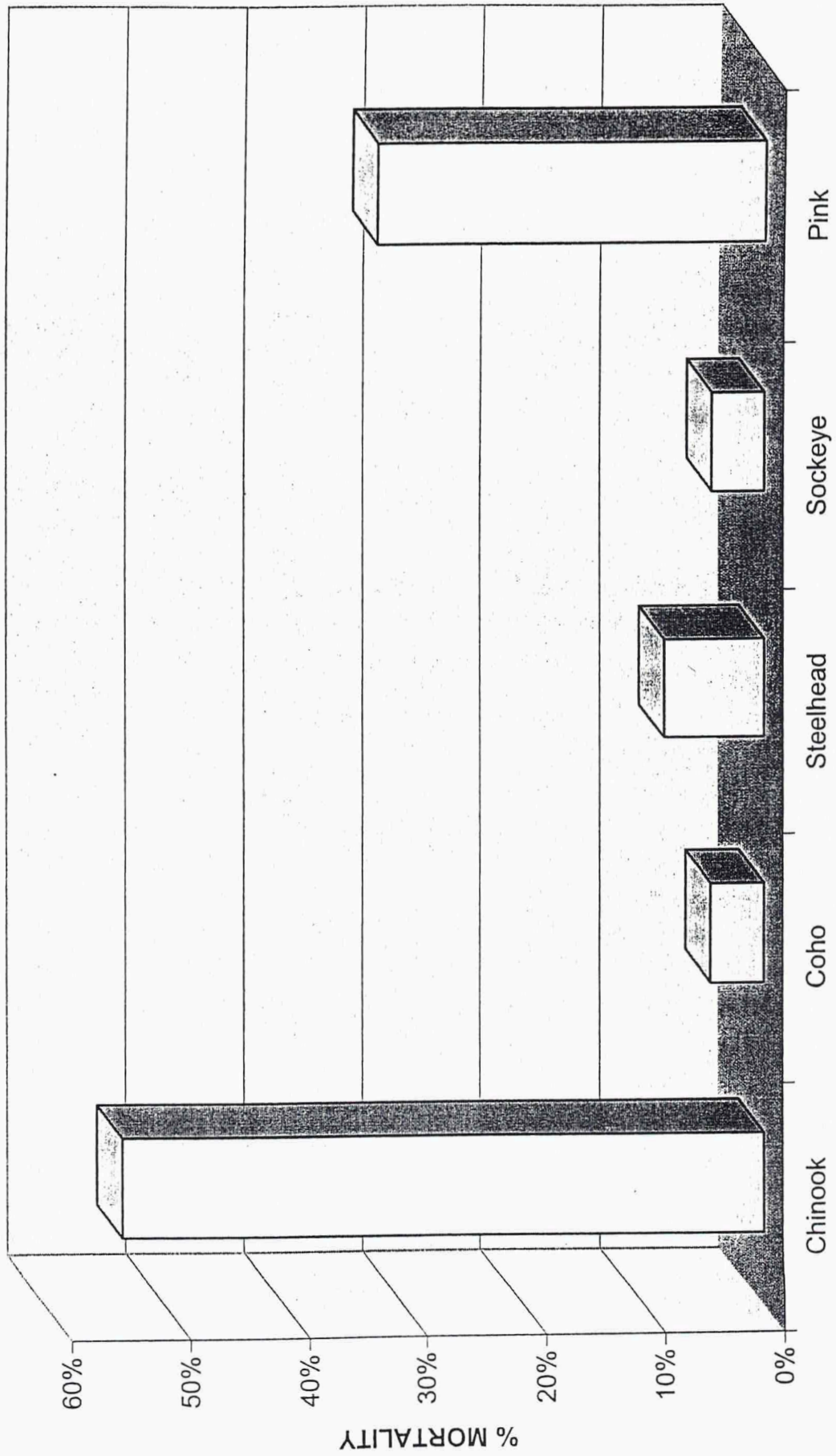


Lower Skeena River Sport Chinook Fishery


Observed Catch by Attractor

	Spin n Glow	Spoon	Fly	Bait	Spin n Glow/Fly	Spin n Glow/Bait	Total
Chinook	189	1	1	0	1	28	220
Coho	16	2	6	3	0	19	46
Steelhead	42	0	0	3	0	11	56
Sockeye	4	2	50	0	0	2	58
Pink	48	7	127	0	0	3	185
Total	299	12	184	6	1	63	565

**LOWER SKEENA SPORT CHINOOK FISHERY
ESTIMATED MORTALITY BY SPECIES**



LOWER SKEENA SPORT CHINOOK FISHERY ESTIMATED CHINOOK AND COHO MORTALITY



Lower Skeena River Sport Pink Fishery

Estimated Catch and Effort

	U. Ferry Island	L. Ferry Island	China Bar	All Sites
Effort	1,795	601	2,285	4,681
Chinook	11	0	11	22
Coho	100	75	129	304
Steelhead	85	37	40	162
Sockeye	86	0	0	86
Pink	1,055	449	434	1,938
Coho:Pink	0.09	0.17	0.30	0.16

Lower Skeena River Sport Pink Fishery

Observed Condition at Release

	Chinook	Coho	Steelhead	Sockeye	Pink
VNB	3	182	83	58	991
VB	2	6	4	2	56
LNB	0	9	8	1	31
LB	0	1	1	1	9
D	5	2	0	0	95
Total	7	204	101	62	1,197

VNB Vigorous/not bleeding
VB Vigorous/bleeding
LNB Lethargic/not bleeding
LB Lethargic/bleeding
D Dead

Lower Skeena River Sport Pink Fishery

Pink Condition at Release

Condition at release	Monitored Site	
	Ferry Island	China Bar
VNB	677	314
VB	40	16
LNB	23	8
LB	8	1
D	50	45
Total	798	399

Coho Condition at Release

Condition at release	Monitored Site	
	Ferry Island	China Bar
VNB	70	112
VB	2	4
LNB	5	4
LB	1	0
D	1	1
Total	79	125

Lower Skeena River Sport Pink Fishery

Estimated Mortality by Species and Location

	Monitored Site		Total
	Ferry Island	China Bar	
Chinook	28.6%	n/a	28.6%
Coho	1.3%	0.8%	1.0%
Steelhead	n/a	n/a	n/a
Sockeye	n/a	n/a	n/a
Pink	6.3%	11.3%	7.9%

Lower Skeena River Sport Pink Fishery

Catch by Fishing Method

	Spin Cast	Fly Cast	Still Fishing	Bottom Bouncing	Total
Chinook	0	7	0	0	7
Coho	26	93	80	5	204
Pink	157	875	142	23	1197
Sockeye	0	61	1	0	62
Steelhead	9	59	33	0	101
Chum	0	18	0	0	18

Lower Skeena River Sport Pink Fishery

Methods Used for Fish Caught at Monitored Sites


	Ferry Island	China Bar	Total
Bottom Bouncing	3	25	28
Spin Cast	29	163	192
Fly Cast	972	141	1,113
Still Fishing	24	232	256

Lower Skeena River Sport Pink Fishery


Observed Catch by Attractor

	Spin n Glow	Spoon	Fly	Bait	Wool	SpinGI/ Spoon	SpinGI/ Fly	SpinGI/ Bait	SpinGI/ Wool	SpinGI/ Total
Chinook	0	0	7	0	0	0	0	0	0	7
Coho	87	22	92	0	1	0	2	0	0	204
Steelhead	32	4	59	1	0	0	4	1	0	101
Socketeye	0	1	61	0	0	0	0	0	0	62
Pink	147	163	875	0	2	3	4	2	1	1,197
Chum	0	0	18	0	0	0	0	0	0	18
Total	266	190	1,112	1	3	3	10	3	1	1,589

LOWER SKEENA SPORT PINK FISHERY
ESTIMATED CATCH FOR ALL SITES



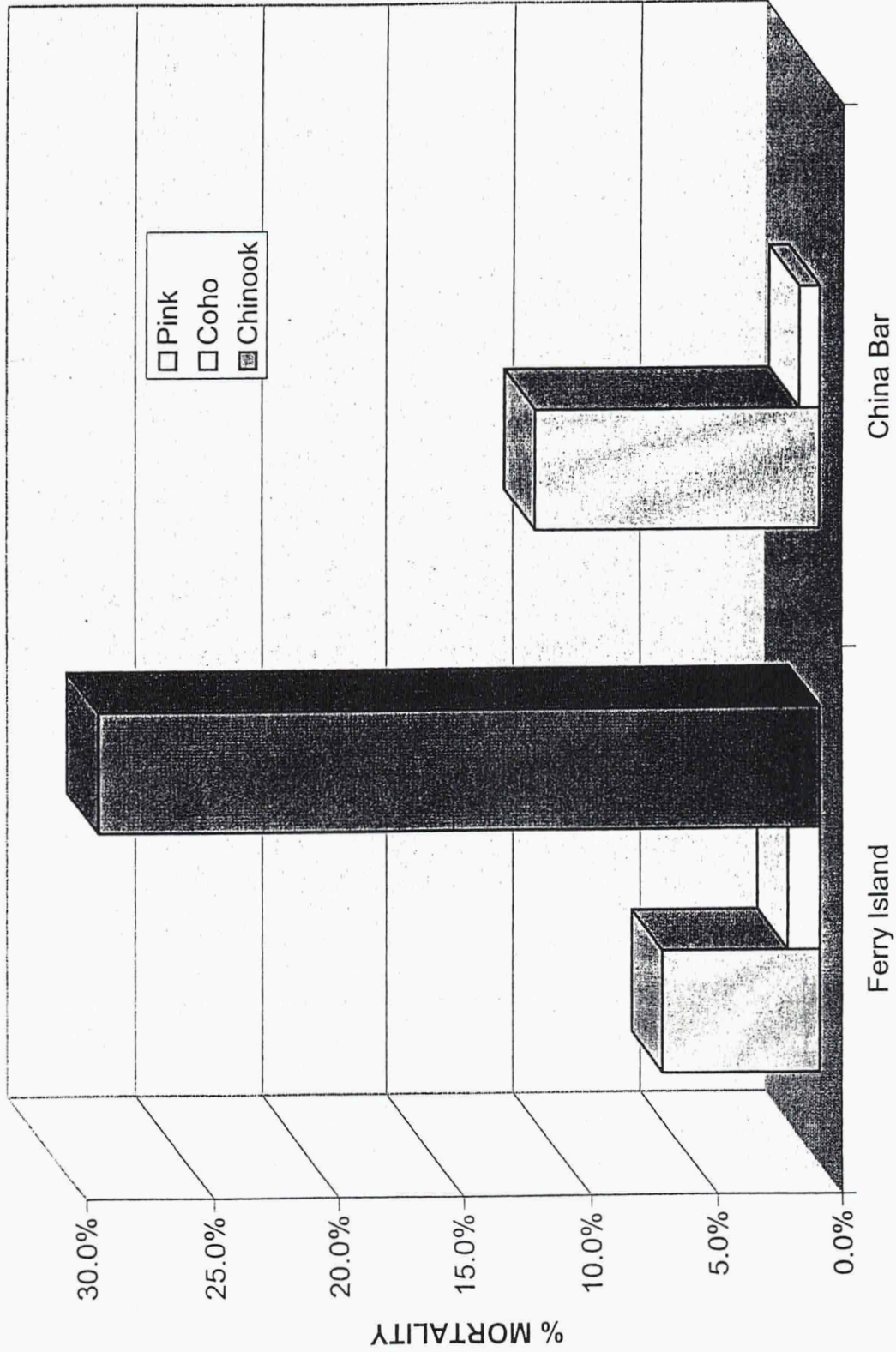
LOWER SKEENA SPORT PINK FISHERY
ESTIMATED CATCH AT MONITORED SITES



LOWER SKEENA SPORT PINK FISHERY ESTIMATED RETENTION AND RELEASE



LOWER SKEENA SPORT PINK FISHERY
ESTIMATED MORTALITY



Lower Skeena River Sport Coho Fishery

Estimated Catch and Effort at Monitored Sites

	Upper Ferry	Lower Ferry	Alberta Bar	Shames Bar	Café Bar	China Bar	All Sites
Angler Hours	700	583	601	194	57	7,073	9,209
Chinook	0	0	0	0	0	0	0
Coho	41	35	27	14	0	735	853
Steelhead	32	7	62	0	0	110	210
Sockeye	2	0	0	0	0	0	2
Pink	87	58	0	0	0	184	328

Lower Skeena River Sport Coho Fishery

Estimated Retention and Release by Location

	Upper Ferry	Lower Ferry	Alberta Bar	Shames Bar	Café Bar	China Bar	All Sites
Angler Hours	700	583	601	194	57	7,073	9,209
Chinook Kept	0	0	0	0	0	0	0
<i>Chinook Rel</i>	0	0	0	0	0	0	0
Coho Kept	7	14	27	14	0	488	551
<i>Coho Rel</i>	34	21	0	0	0	247	302
Steelhead Kept	0	0	18	0	0	24	42
<i>Steelhead Rel</i>	32	7	44	0	0	86	168
Sockeye Kept	0	0	0	0	0	0	0
<i>Sockeye Rel</i>	2	0	0	0	0	0	2
Pink Kept	2	29	0	0	0	16	47
<i>Pink Rel</i>	85	29	0	0	0	168	281

Lower Skeena River Sport Coho Fishery

Estimated Effort Over Time

Period	Upper Ferry	Lower Ferry	Alberta Bar	Shames Bar	Café Bar	China Bar	All Sites
1	519	498	455	0	0	3,493	4,964
2	118	0	125	0	57	2,307	2,608
3	50	86	21	121	0	1,224	1,502
4	12	0	0	73	0	50	135
Total	700	583	601	194	57	7,073	9,209

Period 1 September 11 - 24

Period 2 September 25 - October 8

Period 3 October 9 - 22

Period 4 October 23 - 31

Lower Skeena River Sport Coho Fishery

Estimated Coho Encounters

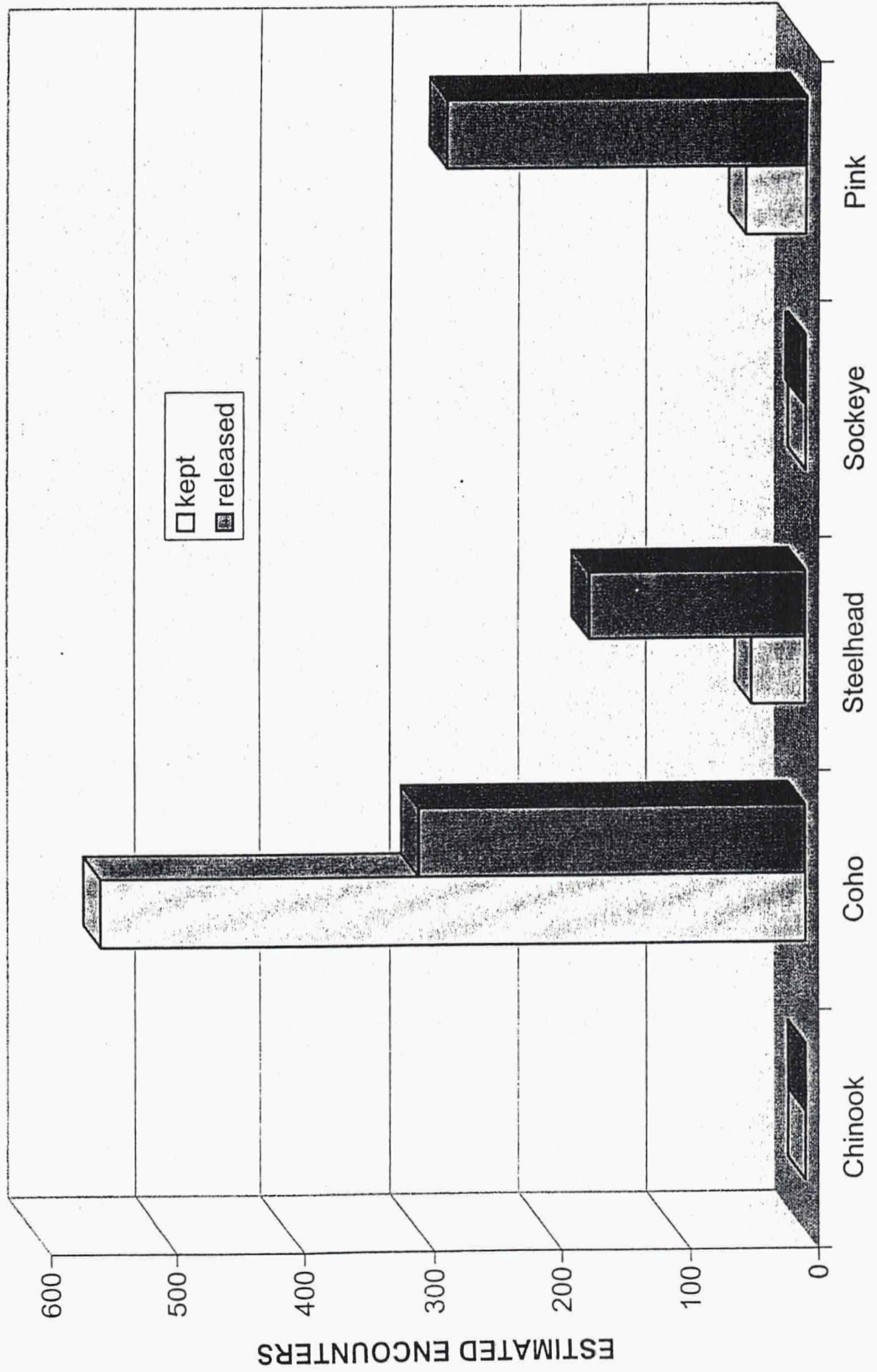
Period	Upper Ferry	Lower Ferry	Alberta Bar	Shames Bar	Café Bar	China Bar	All Sites
1	32	35	27	0	0	289	383
2	10	0	0	0	0	318	327
3	0	0	0	14	0	128	143
4	0	0	0	0	0	0	0
Total	41	35	27	14	0	735	853

Period 1 September 11 - 24
Period 2 September 25 - October 8
Period 3 October 9 - 22
Period 4 October 23 - 31

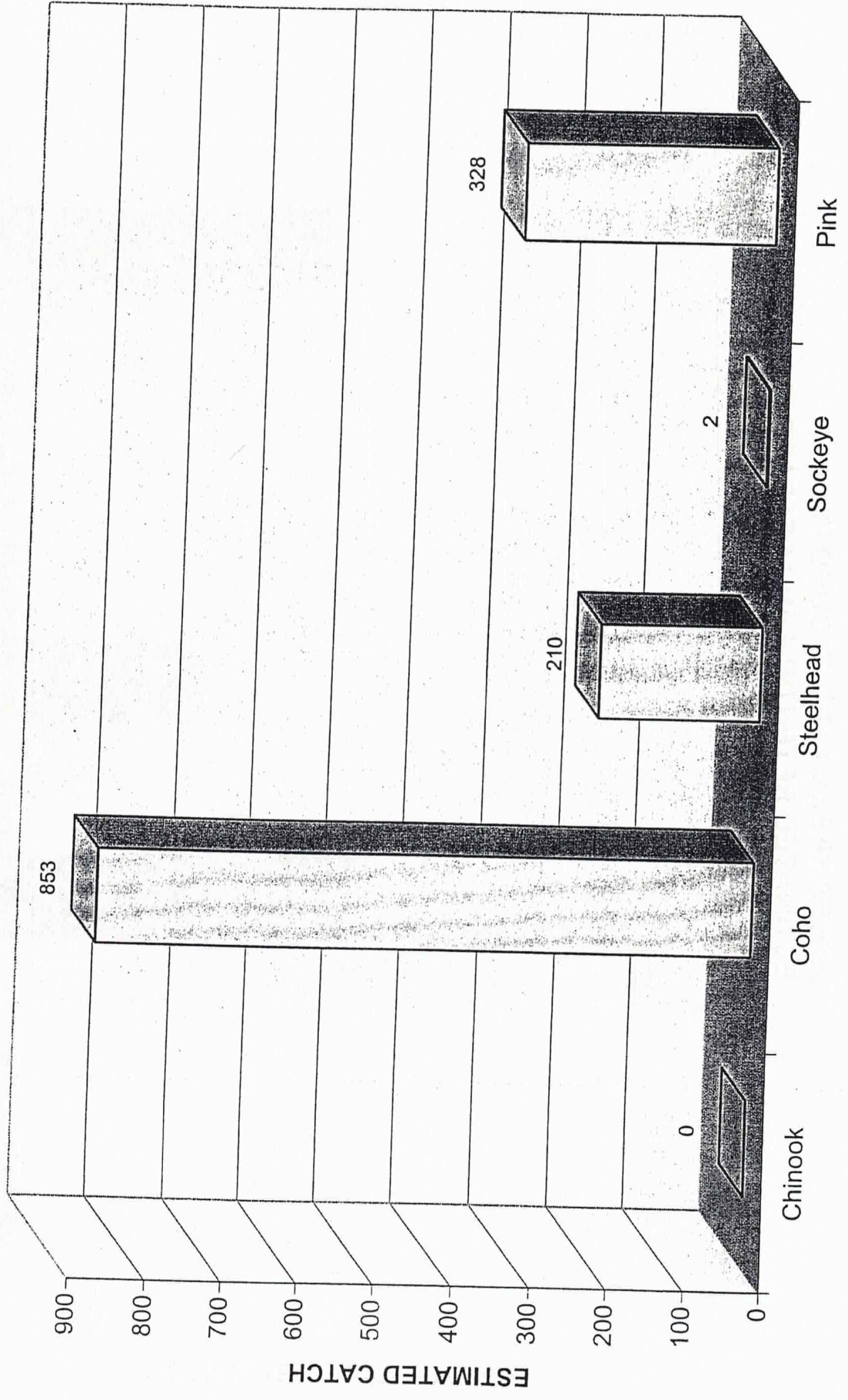
LOWER SKEENA SPORT COHO FISHERY
ESTIMATED COHO ENCOUNTERS



LOWER SKEENA SPORT COHO FISHERY ESTIMATED RETENTION AND RELEASE



LOWER SKEENA SPORT COHO FISHERY
ESTIMATED CATCH FOR ALL SITES



**LOWER SKEENA SPORT COHO FISHERY
ESTIMATED COHO ENCOUNTERS**

