

Results of the Kloiya River Resistivity Counter 2014



Skeena Fisheries Report SK 168

Dean Peard¹
November 2014

¹ Ministry of Environment – Skeena Region – Environmental Sustainability Division

Acknowledgements

The 2014 project could not have been successfully completed without Laslow Ratkai from BC Parks, who assisted with the equipment installation. Mike Trim, Brian Hennessey and crew at the (Watson Island Industrial Site) voluntarily monitored the counter equipment status, during dam maintenance inspections, and reduced the stress involved with leading a project from a great distance. It was much appreciated. Finally, thanks to Mark Beere from Fish & Wildlife, Ministry of Forests, Lands and Natural Resource Operations in Smithers who helped remove the equipment and Albert Chirico from the Ministry of Environment who edited the report.

Executive Summary

A Logie 2100C resistivity counter (*Aquantic Ltd, Scotland*) was installed at the Kloiya River and operational from March 12, 2014 to May 23, 2014. A PVC tube containing three electrodes, fixed to an aluminium fence, was placed near the top of the vertical slot fishway located 2 km upstream of the Kloiya River estuary. When a steelhead migrates through the field, created by the electrodes, the counter detects a change in conductivity. The change in conductivity is analyzed by an algorithm and recorded by the counter as an event. The output is a row of data for each event comprising of the date, time, travel direction and peak signal strength. Electrical power was provided by a stream engine that utilizes the head of water at the site to power the equipment. In 2014, the system powered down for a 24 hour period on March 24. Full volume was restored to the stream engine the following day and the counter remained functional for the remainder of the project. The first upstream migrants were recorded on April 3, 2014. The last migrant was recorded on May 17, 2013. The equipment was turned off and removed on May 21, 2014. Water temperature was recorded hourly by a HOBO U22 Water Temp Pro v2 data logger (*Onset Ltd. Cape Cod, Massachusetts. USA*). Secondary temperatures were recorded on hand held HB USA thermometers on site visits. Temperatures ranged from a low of 2.26° C on March 18 and 19 to a high of 14.24° C on May 16.

Counter efficiency was calculated on trace data collected in 2007. In 2007, trace data was recorded for 74% of the data recorded by the counter. Trace data indicates that the counter efficiency for upstream migrants is 94% and 76% for downstream migrants. After corrections for counter efficiency, the 2014 steelhead escapement upstream of the Kloiya River dam was estimated to be 27.

Table of Contents

Acknowledgements	ii
Executive Summary	iii
Table of Contents	iv
List of Figures.....	iv
List of Tables.....	v
1.0 Introduction.....	1
2.0 Project Design/Methods	2
3.0 Equipment Settings	4
3.1 Logie Counter Settings	4
4.0 Results.....	4
4.1 Counter Efficiency	4
4.3 Escapement Estimate.....	9
4.4 Run Timing	10
4.5 Environmental Parameters	12
4.6 Migration Behaviour through the fishway.....	14
4.0 Recommendations	16
5.0 References	17
6.0 Appendices.....	18

List of Figures

Figure 1. Location of Kloiya River resistivity counter.....	2
Figure 2. Kloiya River resistivity counter tube.	3
Figure 3. Downstream migrant incorrectly classified as a non fish event.	7
Figure 4. Upstream migrant incorrectly classified as a non fish event.	8
Figure 5. Change in conductivity correctly classified as a non fish event.....	9
Figure 6. Kloiya River steelhead escapement estimates for all project years.	10
Figure 7. Uncorrected daily up counts April 3 to May 23, 2014.....	11
Figure 8. All years cumulative daily steelhead upstream count compared to 2014.	11
Figure 9. Mean daily water temperature 2006/2013 compared to 2014.....	12
Figure 10. Uncorrected steelhead up counts compared to water temperature 2014.....	13
Figure 13. Entrance to Kloiya River fishway.	14

List of Tables

Table 1. Example of text data collected from counter in 2014.	5
Table 2. Codes used to compare trace and text data.	6

List of Appendices

Appendix 1. Counter data 2014	18
Appendix 2. Hourly Water Temperatures	20

1.0 Introduction

The Kloiya River watershed is located approximately 15 km southeast of Prince Rupert, B.C. (Figure 1). This coastal watershed provides spawning and rearing habitat for populations of chinook salmon (*Oncorhynchus tshawytscha*), chum salmon (*O. keta*), coho salmon (*O. kisutch*), sockeye salmon (*O. nerka*), steelhead (*O. mykiss*), coastal cutthroat trout (*O. clarkii*), Dolly Varden (*Salvelinus malma*), pink salmon (*O. gorbuscha*), sculpins (*Cottidae*) and threespine stickleback (*Gasterosteus aculeatus*) (*Habitat Wizard. Aug 2007*). The Kloiya River is a fourth order stream with an approximate length of two km. A dam with an estimated vertical height of seven meters was constructed in 1949, two km upstream of the Kloiya River estuary. This structure was built to provide a source of water for the Skeena Cellulose Pulp Mill. A vertical slot fishway approximately 50 meters in length was incorporated into the dam's construction to facilitate fish passage upstream of the structure.

Kloiya River winter-run steelhead are known to spawn and rear in the main stem Kloiya River as well as tributaries to Taylor Lake (Diana Creek) and Prudhomme Lake (Prudhomme Creek) (*Tredger, 1981*). To access Prudhomme Creek and Diana Creek steelhead must migrate through the fishway. The river provides the closest winter-run steelhead angling opportunity for anglers from Prince Rupert and Port Edward. The recreational steelhead fishery typically begins in late November and continues into April (*Mark Beere pers. Comm.*). The short fishable section of the river below the dam is subject to significant and rapid fluctuations in flow and stage, and has a limited number of angling locations that are accessible by trail.

Prior to this project, information about the Kloiya Watershed steelhead population was limited to a study undertaken in 1981 by Ministry of Environment staff commissioned by the Salmonid Enhancement Program. The 1981 study was limited to quantifying juvenile steelhead abundance, smolt production and estimating values for habitat capacity thresholds. In 2005, the Ministry of Environment began investigating the potential of using the Kloiya as an index stream for monitoring the abundance trends of north coast winter run steelhead using resistivity technology. This report compiles information from project years 2006, 2007, 2009 thru 2014.

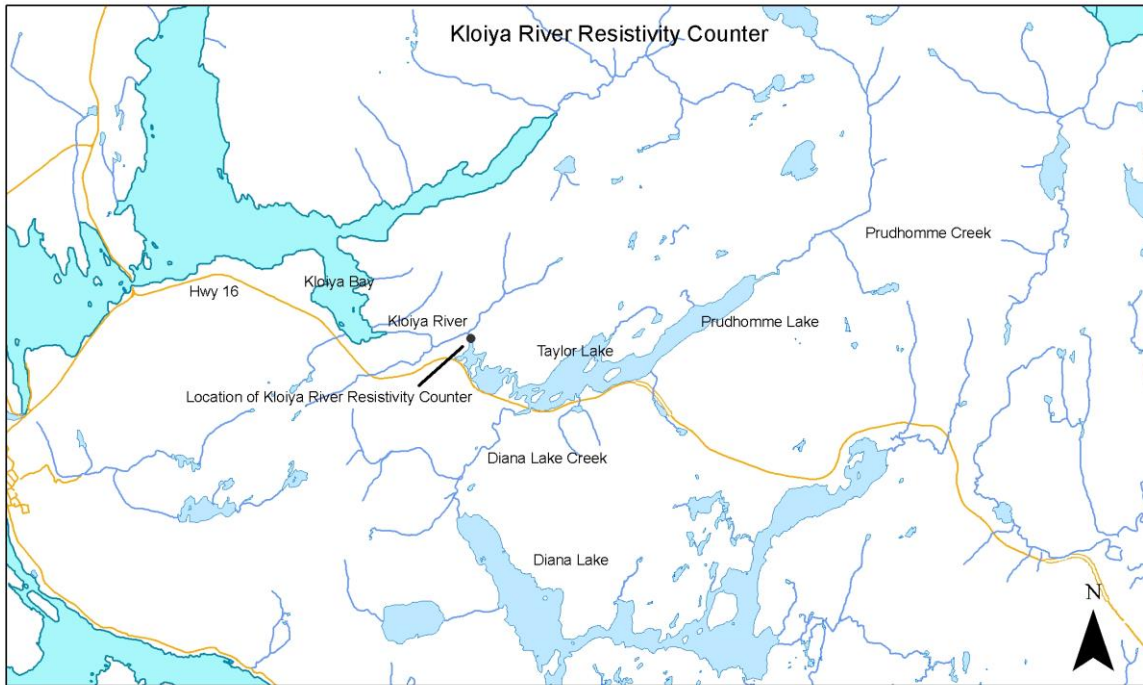


Figure 1. Location of Kloiya River resistivity counter.

2.0 Project Design/Methods

The Kloiya River was surveyed in November 2005 to determine a suitable location to install and operate a Logie 2100C resistivity counter. All resistivity counters operate in conjunction with three electrodes placed on top of a fixed weir, transportable flat pad, or inside of a tube. The three electrodes create a field that monitors the conductivity of the water within the field. The counter recalibrates the conductivity every 30 minutes. When a fish passes through the field a change in conductivity is recorded by the counter. The signal is analyzed by an algorithm and a row of data is produced indicating the date, time, direction of travel and peak signal size. Changes in conductivity not determined to be caused by a fish are classified as events.

The fishway site was selected as the location for the counter based on several advantageous attributes. The site is adjacent to a secure storage shed for housing electronic equipment, is accessible by vehicle, the dam provides significant head of water for power generation and the fishway forces fish to

migrate through the resistivity counter tube in either direction. The tube type counter was developed and tested on the Bonaparte River near Cache Creek, B.C. (McCubbing 2003).

The counter tube used on the Kloiya River has an inside diameter of 37.5 cm and an overall length of 150 cm. The tube is attached to aluminum grate and lowered into existing concrete slots in the fishway (Figure 2).



Figure 2. Kloiya River resistivity counter tube.

The location of the counter was selected due to the high probability of successfully enumerating adult steelhead at that location. Although steelhead are known to spawn below the dam, the decision was made to locate the counter at the fishway and enumerate a proportional representation of the annual Kloiya River steelhead escapement. Tredger (1981) estimated that at capacity spawning tributaries, upstream of the fish way, represent 53% of annual watershed steelhead smolt production. A subsequent qualitative habitat survey of the main stem Kloiya River, in April 2006, indicated that there was a limited amount of spawning and fry habitat available below the dam, inferring that a majority of the steelhead recruitment now occurs in tributaries above the fishway (Mark Beere pers. Comm.).

In 2014, data produced by the Logie 21000 C was downloaded on to a Lenovo T500 Thinkpad lap top computer (IBM, Armonk, New York, USA) using version

1.0.1 of the fish counter control program (*Aquantic Ltd, Scotland*). This software was used to change counter parameters and download data. Counter data was downloaded bi-monthly. One Hobo Pro v2 temperature data logger (*Onset Computer Corporation, Pocasset, MA*) recorded hourly water temperatures (°C). The data logger recorded water temperature immediately downstream of the dam. The data logger was placed in a vented PVC tube attached to the shore via stainless steel cable and cable clamps.

Electrical power for the counter system was generated by a Stream Engine (*Energy Systems and Design Ltd, Sussex NB*) which utilized the head of water at the site to keep the batteries charged and the equipment functioning.

3.0 Equipment Settings

3.1 Logie Counter Settings

Logie 2100C counter settings were dependent upon several parameters. Water conductivity is the primary metric for determining counter settings. Specific conductance and Total Dissolved Solids (TDS) values for the Kloiya River were very low, 15 $\mu\text{mhos/cm}$ and 10 mg/l, respectively. As a result, the counter gain was set at a value of 400 to compensate for the low conductivity. The threshold values required for fish identification was set at 20.

4.0 Results

4.1 Counter Efficiency

The Kloiya River resistivity counter was installed and operational on March 12, 2014. The first steelhead was recorded on April 3, 2014 and the last steelhead was recorded on May 17, 2014. During this time, the counter recorded 33 up counts, 11 down counts and 38 events. Events indicate a change in conductivity that was not recognized by the counter algorithm as a fish. A total of 82 rows of data were recorded as upstream counts, downstream counts and events (Appendix 1).

Date	Time	Direction	P.S.S
03-Apr	14:52:34	U	51
05-Apr	20:20:34	U	97
07-Apr	1:25:38	E	78
07-Apr	1:36:06	D	34
13-Apr	23:58:28	D	40
14-Apr	1:08:43	E	34
15-Apr	10:17:13	U	66
15-Apr	15:54:29	U	70
15-Apr	19:15:31	E	127
15-Apr	23:29:02	E	31
16-Apr	2:01:28	D	28
16-Apr	13:02:54	U	70
16-Apr	14:30:12	U	68
17-Apr	16:53:43	E	127
18-Apr	8:08:53	U	126
18-Apr	11:07:38	U	127
18-Apr	18:36:18	U	71
19-Apr	10:32:35	U	124
19-Apr	15:46:53	U	79
20-Apr	18:37:41	E	93
21-Apr	14:18:39	U	84
21-Apr	14:49:00	E	60

Table 1. Example of text data collected from counter in 2014.

To estimate counter efficiency, counter data was calibrated with trace data. The trace data provides a visual record of the counter data that can be compared to the counter algorithm's classification. Trace data can only be collected on a dedicated lap top computer that must be left at the site. New hardware is expected in 2015 that will allow trace data to be recorded without a dedicated computer and the associated increase in power needs. Until then, trace data collected in 2007 will continue to be used as an estimator of counter efficiencies on an annual basis. In 2007, 115 or (74%) of the counter records had corresponding trace data that can be used for analysis. These data were collected between March 8 and May 13, 2007. Two letter codes were used to compare text and trace data and determine event classification (Table 2).

UU	Upstream fish classified as a upstream fish
UE	Upstream fish classified as an event
DD	Downstream fish classified as a downstream fish
DE	Downstream fish classified as an event
EE	Non fish event correctly classified as an event

Table 2. Codes used to compare trace and text data.

Counter efficiency for upstream counts was determined by dividing the number correctly classified up counts UU (83) by the total number of up counts UU+UE (88). In 2007, this resulted in an upstream efficiency estimate of 94% when the counter gain was set at 400. This was a significant improvement when compared to the 81% upstream efficiency calculated in 2006 when the gain was set at 200 (*Peard 2007*). Counter efficiency for downstream migrants was calculated by dividing the correctly classified number of down counts DD (19) by the total number of down counts DD+ DE (25). Therefore, the counter efficiency for downstream migrants was calculated to be 76%. Downstream efficiency also benefitted from a higher gain setting. The 2006 downstream counter efficiency at a gain setting of 200 was estimated to be 58% (*Peard 2007*). The remaining eleven events were changes in conductivity that were not related to fish passage. Classification errors, upstream or downstream, primarily involved fish traces not breaking the threshold required to be identified as fish. This may be due to very low conductivity in combination with changes in swim height as the fish migrate through the field. Figures 3 and 4 shows examples of downstream and upstream migrants, recorded in 2006, incorrectly classified as an event.

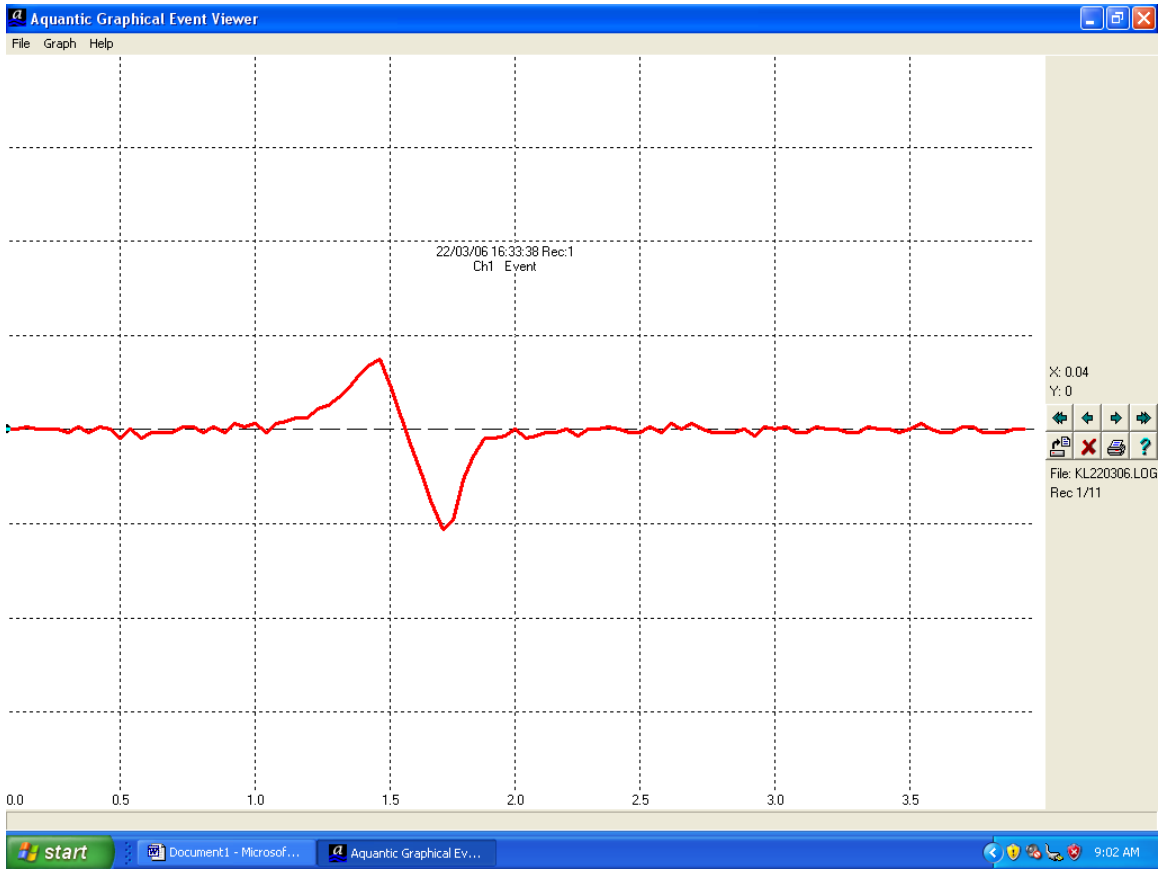


Figure 3. Downstream migrant incorrectly classified as a non fish event.

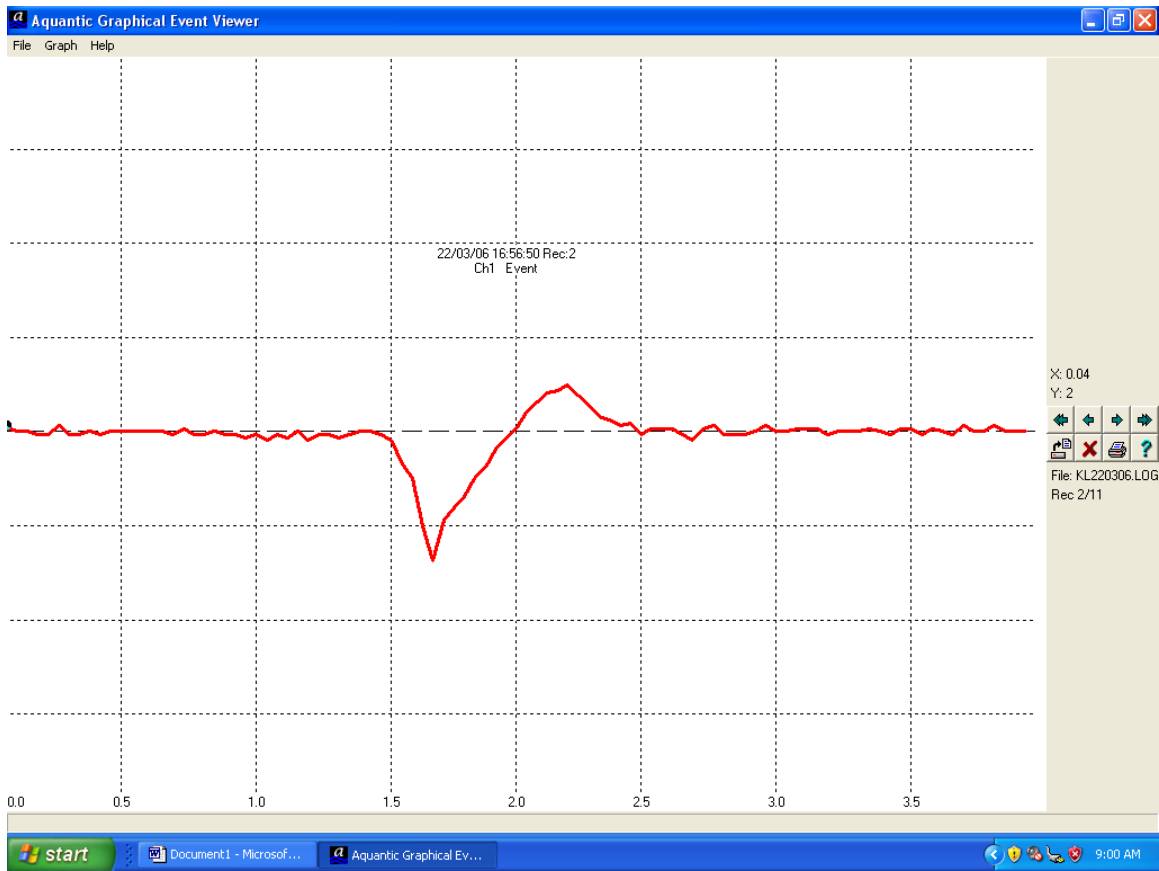


Figure 4. Upstream migrant incorrectly classified as a non fish event.

Sudden changes in water conductivity not related to fish migration can also be recorded by the counter. Some examples of non fish events recorded by the counter can include river otters, beavers, air entrainment and sudden changes in water flow (*Don McCubbing pers. Comm.*). These trace patterns are significantly different from fish traces, making it easy to identify between fish and non fish events. Figure 5 is an example of a change in conductivity not related to fish migration.

During bi-monthly site visits water levels within the fishway were observed. Sudden extreme water level fluctuations in the fish way occurred in 2014. Extreme fluctuations in environmental conditions typically result in increased non-fish related recording until the counter recalibrates for the changing conditions. Annually, the proportional representation of data recordings not classified as a fish ranged from 20% (2007) to 46% (2012). In 2014, non fish classified related events proportionally represented 45% of the data collected.

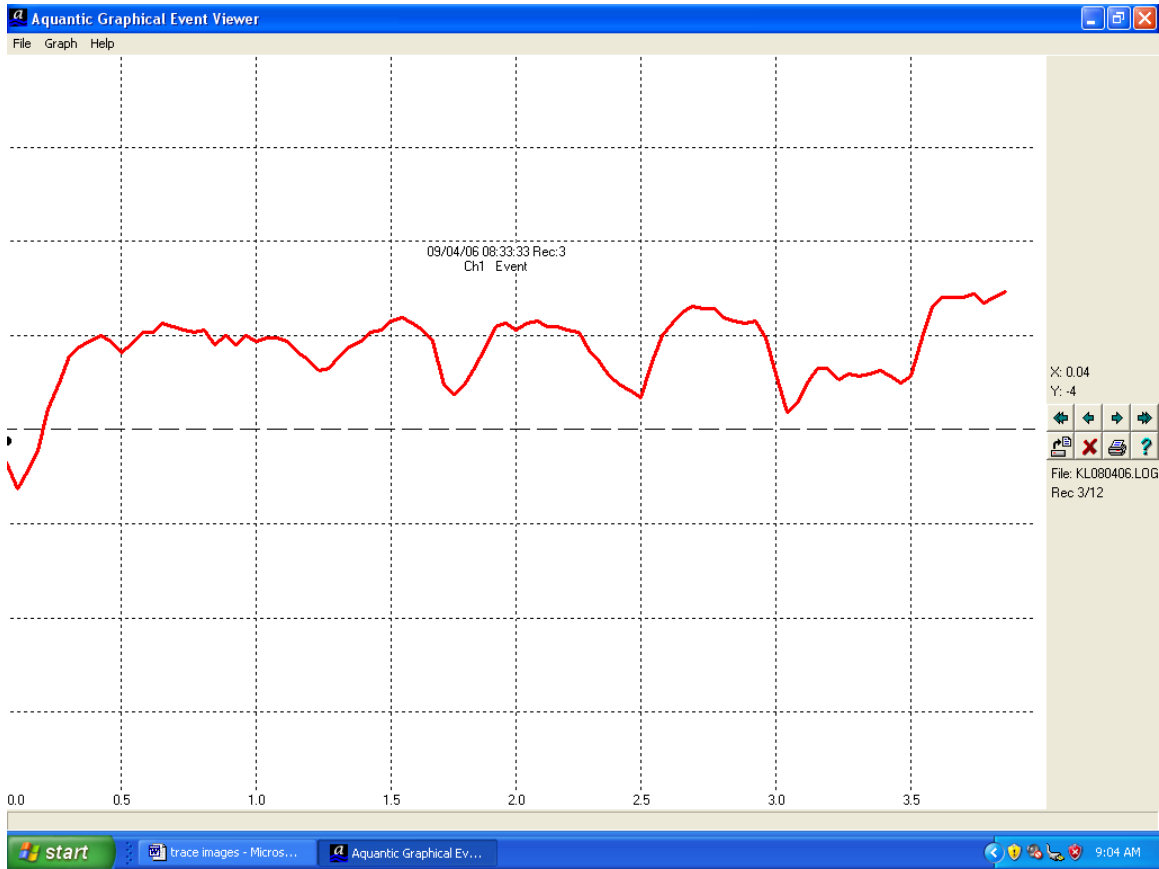


Figure 5. Change in conductivity correctly classified as a non fish event.

4.3 Escapement Estimate

The counter equipment was removed on May 23, 2014. There had not been any upstream migrants recorded for a six day period prior to removal. After May 17, the 2014 steelhead upstream migration was considered to be complete. A correction factor was applied to the rows of data logged as events (not indicated as up or down migrants) where trace data was unavailable. Trace data, collected in 2007, indicated that 22% of the events logged by the counter were upstream migrants. In comparison, 30% of the events were downstream migrants. These values were applied to the 2014 events where trace data does not exist. In 2014, this value was equal to 38 overall events. To estimate up counts, 38 was multiplied by 0.22. Therefore, it was estimated that 8 upstream migrants were not correctly classified. The estimate for downstream migrants was 38 multiplied by 0.30. It is estimated that 11 downstream migrants were not correctly classified. The escapement estimate for Kloiya River winter run steelhead was estimated by subtracting down counts from the up counts recorded during the project which is equal to 26. Figure 6 shows the escapement estimates for all project years.

$$U+UE-D+DE=\text{escapement } (33+8) - (11+3) =27$$

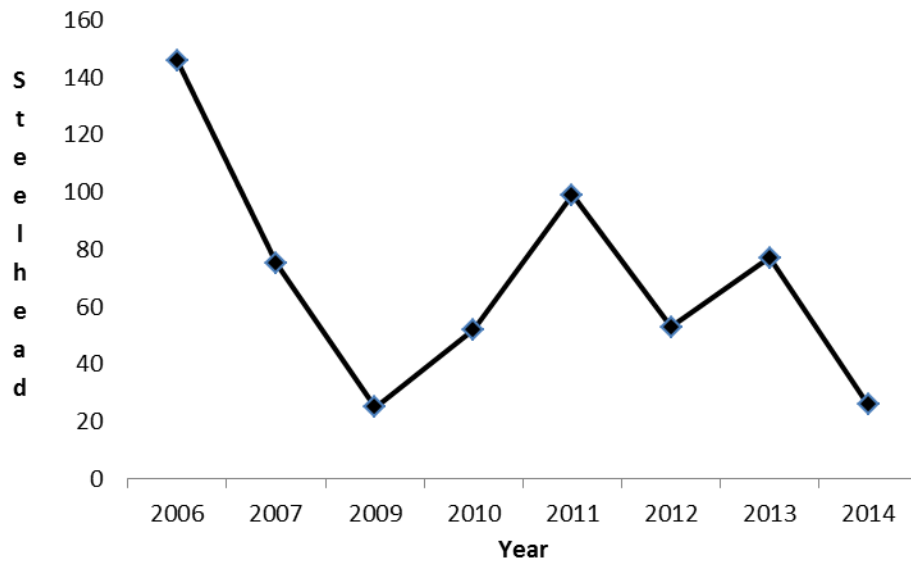


Figure 6. Kloiya River steelhead escapement estimates for all project years.

4.4 Run Timing

Anglers typically begin to capture Kloiya River steelhead in the month of November with peak catch reportedly occurring in March and April (*Mark Beere pers. Comm.*). In 2006, the resistivity counter was installed in November 30 to coincide with the time period when steelhead are known to be in the river downstream of the structure. No migration activity was recorded through the fishway until March 1 (*Peard 2007*). In 2007, the resistivity counter was installed on January 19 and the first fish recorded migrating through the fishway was on March 8 (*Peard 2008*). Data collected in 2006 and 2007 indicate that steelhead are not typically migrating through the fishway until March and as a result the counter has not been installed earlier than March since 2009. In 2014, the counter was installed and operational on March 12. The first migrants were recorded on April 3. This indicates that the counter captured the beginning of the steelhead migration through the fishway. For the purposes of this report run timing referred to the migration through the fishway and into Taylor Lake.

To gain a better understanding on run timing trends, uncorrected daily net up counts were used to demonstrate run timing. In 2014, the peak daily upstream count occurred on April 18 (Figure 7). In comparison, the peak daily count in previous years occurred on April 24 (2006), April 24 (2007) May 13 (2009) April 18 (2010), April 28 (2011), May 8 (2012) and April 13 (2013) respectively. Data

collected since 2006 indicate that the mean date on which the peak daily count occurs for upstream migrants is April 26 (SD= 10.6) (Figure 8).

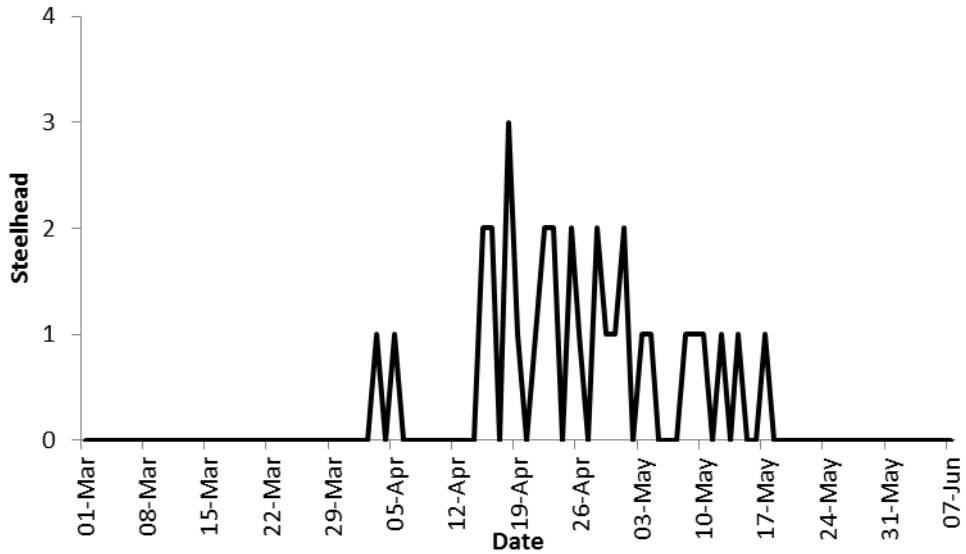


Figure 7. Uncorrected daily up counts April 3 to May 23, 2014.

Peak run timing in 2014 appeared to be consistent when compared to previous years; however, upstream migration started late and ended early (Figure 8). Typically, steelhead migration through the fish way commences in mid March, peak is in late April, and declines daily through May (Figure 8).

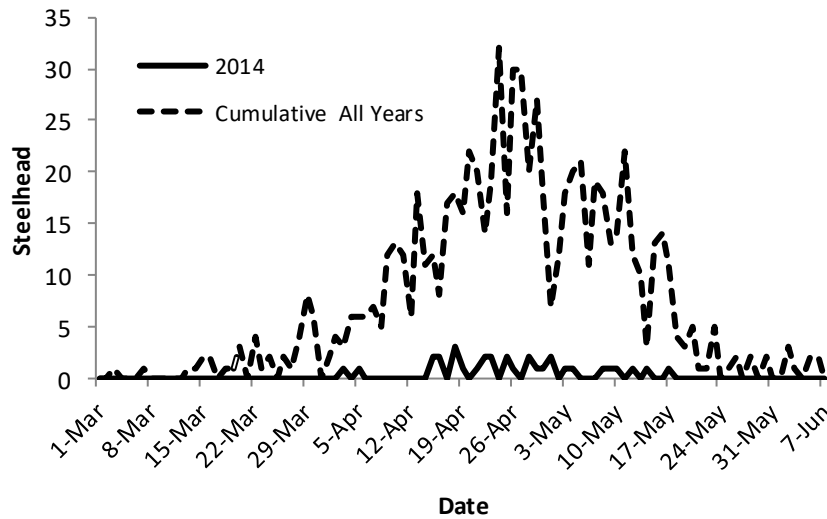


Figure 8. All years cumulative daily steelhead upstream count compared to 2014.

4.5 Environmental Parameters

Water temperatures have a significant impact on fish behaviour. Rainbow trout / steelhead typically begin spawning migrations at temperatures greater than 5° C, and spawning occurs at water temperatures ranging from 8° C to 15° C (MPhil 2007). Recent telemetry work on the Salmon River on Vancouver Island indicates that water temperature was an important factor in successful migration through the fishway (Clarke and McCubbing 2011). Water temperature also appears to influence steelhead migratory behaviour through the Kloiya River fishway (Figure 10).

Water temperatures were recorded hourly by one Hobo Pro v2 temperature data logger. Water temperatures were recorded between March 1, 2013 and May 25, 2014. Water temperatures ranged between 2.26°C (March 18 / March 19) and 14.24°C (May 16) (Figure 9). In 2014, water temperatures were generally comparable to the all year's average for the same dates. After April 30, water temperatures rose above the all year's average achieving a difference of over 2°C for most of the month of May. The warmest daily difference from the long term mean was on May 17, 2014 when the daily water temperature was 3.40°C greater than the long term average for that date (Figure 9). A total of 86 daily temperatures were available for comparison to the all year's daily mean.

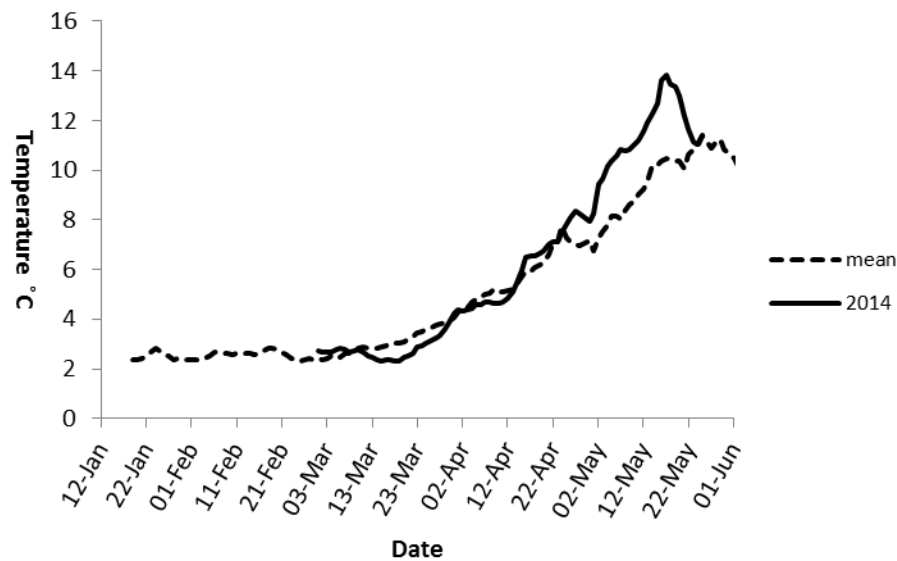


Figure 9. Mean daily water temperature 2006/2013 compared to 2014.

Water temperature influences several different aspects of rainbow trout behaviour from reproduction to growth and feeding characteristics (McPhail 2007). Early in the project it became evident that fish were not migrating through the fishway until well after anglers reported catching steelhead below the dam (Peard, 2011). The typical seasonal pattern for the annual steelhead migration was a period of zero activity followed by a time where steelhead migrate back and forth through the counter tube before migrating into the reservoir. As spring progressed, the cycling behavior appears to decline and steelhead migrate quickly into the reservoir. It was unclear if this pattern of behaviour was linked to water temperature or flow through the fish way. In contrast, like the behaviour recorded in 2013 the cycling behaviour recorded during the project was lower than expected. Overall, in 2014 24% (n=11) of the counts were down counts. In 2012, 33% (n=31) were down counts. Data from the loggers indicate that during the 2014 project water temperatures were warmer than the long term average. It remained unclear if the differences in behaviour are related to temperature. On March 30 water hourly water temperatures reached 4°C and remained above that temperature for the duration of the 2014 project. Water temperatures did not reach 4°C until April 7, in 2012. The first upstream migrant was recorded on April 3, 2014 (Figure 10). In 2014, 100% of all upstream migration in the fish way occurred when water temperatures were greater than 4°C. Recent telemetry work done on the Salmon River on Vancouver Island indicated that steelhead did not successfully migrate through the Salmon River fishway until water temperatures reached 4°C (Clarke and McCubbing 2011).

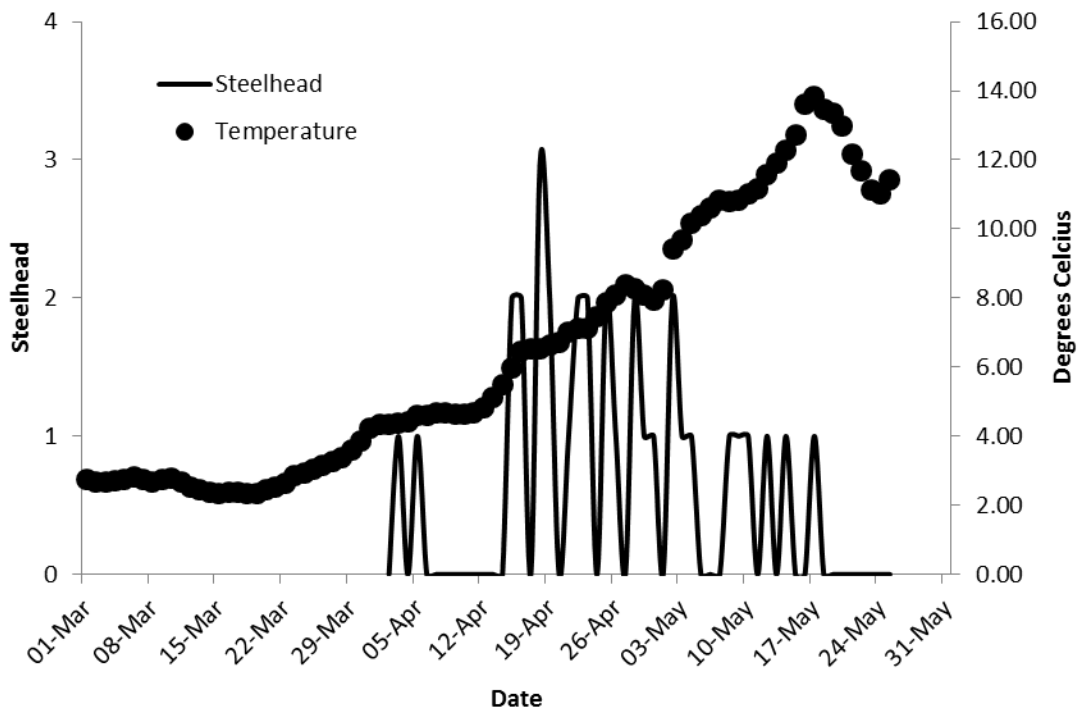


Figure 10. Uncorrected steelhead up counts relative to water temperature 2014.

4.6 Migration Behaviour through the fishway

When the Kloiya River dam was built in 1949, a vertical slot fishway was incorporated into the construction to facilitate access to fish spawning and rearing habitat above the structure. The fishway is approximately 50 meters long with a small entrance in the opposite direction of the natural flow (Figure 13). Halfway along its length the fishway turns 180° before reaching Taylor Lake. To access the lake, fish must migrate through a square hole located in the bottom corner of the stop logs at the head of fishway (*Dave Milino pers. Comm.*).



Figure 11. Entrance to Kloiya River fishway.

In 2014, there was no recorded upstream activity through the fishway until April 3. After this date activity was limited but occurred almost daily until upstream migration concluded on May 17. The only exception to this was a six day period after April 7 when no activity was recorded. After April 13, upstream migration was relatively consistent peaking in latter half of April which is consistent with previous years (Figure 7). Migration through the fishway started later and ended sooner compared to prior years. It is not known if the short temporal migration

recorded is related to the small run size in 2014, or environmental parameters encountered during the project. Increases in migration activity coincided with increases in water temperatures (Figure 10). Since 2006, data indicate that the majority of steelhead will migrate past the counter when water temperatures are increasing. Typically, during the steelhead migration some individuals will travel upstream of the counter and then migrate back through the counter in a short period of time. This cycling behaviour is generally observed near the start of the migration window. The hole is reportedly 12 inches square and is found at the bottom corner of the stop logs found at the top of the fishway. It is hypothesized that some steelhead are reluctant to pass through the hole in the stop logs until increasing water temperatures facilitate migration. Therefore, the hole provided for migration is believed to be a partial barrier at certain times during the project. In 2014, below average cycling behaviour was recorded during the project. It is uncertain why cycling behaviour is below average the last two years

5.0 Discussion

Prior to 2006, The Ministry of Environment did not have a winter-run steelhead index in the Skeena Region. The Kloiya River was investigated, as a possible winter-run index, due to its size and proximity to Prince Rupert and the Smithers Regional office. It also provided the infrastructure to securely store equipment while in operation, and the dam provided an opportunity to generate electrical power precluding the need to operate generators. Resistivity counter technology was selected as the enumeration method since the technology required limited maintenance, and the successful use of the technology to enumerate steelhead populations on the Keogh, Bonaparte and Deadman Rivers in British Columbia. The Kloiya River design was based on the tube type counter installed in a vertical slot fishway in the Bonaparte River.

In 2014, a shortened migration window was observed and the number of steelhead migrating through the fish way was the second lowest since 2006. The lowest abundance estimate (25) was observed in 2009. Since very limited migration was again observed through the fishway until early April, installation of the counter in early March should be sufficient to capture the annual winter steelhead run in the Kloiya River.

One of the challenges of operating electronics in remote locations is securing a consistent source of electricity to keep the equipment powered up. For the last three years power has been supplied via a stream engine that utilizes the reservoir to provide power for the counter operations. While this technology has kept the resistivity counter powered for the last several years the site is vulnerable to theft and vandalism. A site monitor is now an important part of the

program and a local monitor should be organized well before the project begins each year.

This site continues to be a viable option to enumerate winter-run steelhead on an annual basis and should be continued.

4.0 Recommendations

- Re-test the trace data logger in 2015 to reevaluate counter efficiencies.
- In future years, when abundance counts are below expectations, a snorkel swim in the two kilometre section of river below the dam may provide some indication of steelhead abundance below the fishway.
- Expand the scope of the project to incorporate genetic and life history information into the analysis.
- Investigate options for facilitating fish migration through the fishway.
- Annual snorkel surveys should be conducted immediately prior to the removal of the resistivity counter to estimate the number of steelhead spawning in the Kloiya River at that time.

5.0 References

Clarke, M. and D. McCubbing, (2011) *Radio telemetry observations of adult Steelhead trout (Oncorhynchus mykiss) migration behaviour and movements at the BC Hydro Diversion and fishway on the Salmon River, Spring 2011. Instream. North Vancouver B.C.*

Habitat Wizard. Retrieved August 15, 2007, from <http://www.env.gov.bc.ca/habwiz/>

McCubbing, D.J.F. (2003). *Fish Counter Enumeration of steelhead and rainbow trout on the Bonaparte River in 2003-Post Fishway Redesign and Operational Improvements. Instream Fisheries Consultants. Vancouver. B.C.*

McPhail, J.D. (2007). *The Fresh Water Fishes of British Columbia. The University of Alberta Press. Edmonton. Alberta. Canada.*

Peard, D.P. (2007) *Results of the Kloiya River Resistivity Counter 2006. Ministry of Environment. Smithers B.C.*

Peard, D.P. (2008) *Results of the Kloiya River Resistivity Counter 2007. Ministry of Environment. Smithers B.C.*

Peard, D.P. (2010) *Results of the Kloiya River Resistivity Counter 2009. Ministry of Environment. Smithers B.C.*

Peard, D.P. (2010) *Results of the Kloiya River Resistivity Counter 2010. Ministry of Environment. Smithers B.C.*

Peard, D.P. (2011) *Results of the Kloiya River Resistivity Counter 2011. Ministry of Environment. Smithers B.C.*

Peard, D.P. (2012) *Results of the Kloiya River Resistivity Counter 2012. Ministry of Environment. Smithers B.C.*

Peard, D.P. (2013) *Results of the Kloiya River Resistivity Counter 2013. Ministry of Environment. Smithers B.C.*

Tredger, C.D. (1981). *Natural Rearing Capacity of the Kloiya River System, Near Prince Rupert, B.C. With Reference to the Kloiya River Community Development Program under S.E.P. Ministry of Environment. Victoria, B.C.*

6.0 Appendices

Appendix 1. Counter data 2014

Date	Time	Description	P.S.S
03-Apr	14:52:34	U	51
05-Apr	20:20:34	U	97
07-Apr	1:25:38	E	78
07-Apr	1:36:06	D	34
13-Apr	23:58:28	D	40
14-Apr	1:08:43	E	34
15-Apr	10:17:13	U	66
15-Apr	15:54:29	U	70
15-Apr	19:15:31	E	127
15-Apr	23:29:02	E	31
16-Apr	2:01:28	D	28
16-Apr	13:02:54	U	70
16-Apr	14:30:12	U	68
17-Apr	16:53:43	E	127
18-Apr	8:08:53	U	126
18-Apr	11:07:38	U	127
18-Apr	18:36:18	U	71
19-Apr	10:32:35	U	124
19-Apr	15:46:53	U	79
20-Apr	18:37:41	E	93
21-Apr	14:18:39	U	84
21-Apr	14:49:00	E	60
21-Apr	14:49:02	E	41
22-Apr	2:57:34	E	52
22-Apr	2:57:37	E	28
22-Apr	2:58:56	E	33
22-Apr	7:04:37	E	47
22-Apr	7:12:11	U	110
22-Apr	13:36:50	U	101
22-Apr	22:08:07	D	31
23-Apr	16:08:13	U	50
23-Apr	17:19:01	U	65
23-Apr	23:48:34	E	65
24-Apr	0:03:47	E	32
24-Apr	0:03:48	E	69

24-Apr	0:04:00	E	64
25-Apr	4:23:00	U	81
25-Apr	4:23:02	E	72
25-Apr	4:23:04	E	81
25-Apr	17:20:05	U	70
26-Apr	4:32:50	D	64
26-Apr	20:20:34	U	53
27-Apr	22:39:58	E	125
28-Apr	12:17:47	U	62
28-Apr	14:28:59	U	63
28-Apr	20:13:08	E	68
29-Apr	4:39:08	D	42
29-Apr	20:39:11	U	107
30-Apr	4:04:36	E	127
30-Apr	10:38:07	U	72
01-May	5:03:25	E	32
01-May	14:01:25	E	125
01-May	16:58:12	E	26
01-May	22:51:24	D	26
02-May	12:42:34	U	54
02-May	13:42:38	U	75
02-May	14:32:22	E	40
02-May	14:32:25	E	124
03-May	0:55:40	E	48
03-May	0:55:42	E	109
03-May	16:09:41	U	51
04-May	06::23:37	U	63
04-May	6:23:39	E	74
04-May	21:01:16	E	30
05-May	15:31:19	E	30
06-May	0:59:39	E	127
06-May	1:00:44	E	33
06-May	22:39:45	E	30
07-May	9:44:38	E	29
08-May	15:43:59	U	66
09-May	1:55:08	U	127
10-May	12:27:48	U	53
12-May	12:55:42	U	57
14-May	3:07:45	E	127
14-May	18:38:35	U	55
15-May	3:06:05	D	30
17-May	0:50:00	U	127
17-May	0:50:05	D	83

17-May	0:52:38	E	84
17-May	23:20:28	E	23
20-May	4:19:25	D	44
21-May	22:19:14	D	2

Appendix 2. Hourly Water Temperatures

Date	Time	Temp C
1-Mar	12:10:22 AM	2.77
1-Mar	1:10:22 AM	2.74
1-Mar	2:10:22 AM	2.74
1-Mar	3:10:22 AM	2.74
1-Mar	4:10:22 AM	2.74
1-Mar	5:10:22 AM	2.74
1-Mar	6:10:22 AM	2.72
1-Mar	7:10:22 AM	2.72
1-Mar	8:10:22 AM	2.72
1-Mar	9:10:22 AM	2.72
1-Mar	10:10:22 AM	2.72
1-Mar	11:10:22 AM	2.77
1-Mar	12:10:22 PM	2.77
1-Mar	1:10:22 PM	2.77
1-Mar	2:10:22 PM	2.77
1-Mar	3:10:22 PM	2.74
1-Mar	4:10:22 PM	2.74
1-Mar	5:10:22 PM	2.74
1-Mar	6:10:22 PM	2.74
1-Mar	7:10:22 PM	2.74
1-Mar	8:10:22 PM	2.74
1-Mar	9:10:22 PM	2.74
1-Mar	10:10:22 PM	2.74
1-Mar	11:10:22 PM	2.74
2-Mar	12:10:22 AM	2.74
2-Mar	1:10:22 AM	2.72
2-Mar	2:10:22 AM	2.72
2-Mar	3:10:22 AM	2.72

2-Mar	4:10:22 AM	2.69
2-Mar	5:10:22 AM	2.69
2-Mar	6:10:22 AM	2.69
2-Mar	7:10:22 AM	2.66
2-Mar	8:10:22 AM	2.66
2-Mar	9:10:22 AM	2.64
2-Mar	10:10:22 AM	2.66
2-Mar	11:10:22 AM	2.69
2-Mar	12:10:22 PM	2.72
2-Mar	1:10:22 PM	2.72
2-Mar	2:10:22 PM	2.72
2-Mar	3:10:22 PM	2.69
2-Mar	4:10:22 PM	2.69
2-Mar	5:10:22 PM	2.66
2-Mar	6:10:22 PM	2.66
2-Mar	7:10:22 PM	2.66
2-Mar	8:10:22 PM	2.66
2-Mar	9:10:22 PM	2.66
2-Mar	10:10:22 PM	2.66
2-Mar	11:10:22 PM	2.66
3-Mar	12:10:22 AM	2.66
3-Mar	1:10:22 AM	2.69
3-Mar	2:10:22 AM	2.66
3-Mar	3:10:22 AM	2.66
3-Mar	4:10:22 AM	2.66
3-Mar	5:10:22 AM	2.64
3-Mar	6:10:22 AM	2.64
3-Mar	7:10:22 AM	2.64
3-Mar	8:10:22 AM	2.64
3-Mar	9:10:22 AM	2.64
3-Mar	10:10:22 AM	2.66
3-Mar	11:10:22 AM	2.69
3-Mar	12:10:22 PM	2.72
3-Mar	1:10:22 PM	2.72
3-Mar	2:10:22 PM	2.72
3-Mar	3:10:22 PM	2.69
3-Mar	4:10:22 PM	2.69
3-Mar	5:10:22 PM	2.69
3-Mar	6:10:22 PM	2.69
3-Mar	7:10:22 PM	2.69
3-Mar	8:10:22 PM	2.69
3-Mar	9:10:22 PM	2.69
3-Mar	10:10:22 PM	2.69

3-Mar	11:10:22 PM	2.69
4-Mar	12:10:22 AM	2.69
4-Mar	1:10:22 AM	2.69
4-Mar	2:10:22 AM	2.69
4-Mar	3:10:22 AM	2.69
4-Mar	4:10:22 AM	2.69
4-Mar	5:10:22 AM	2.66
4-Mar	6:10:22 AM	2.66
4-Mar	7:10:22 AM	2.66
4-Mar	8:10:22 AM	2.64
4-Mar	9:10:22 AM	2.66
4-Mar	10:10:22 AM	2.66
4-Mar	11:10:22 AM	2.72
4-Mar	12:10:22 PM	2.74
4-Mar	1:10:22 PM	2.74
4-Mar	2:10:22 PM	2.74
4-Mar	3:10:22 PM	2.74
4-Mar	4:10:22 PM	2.72
4-Mar	5:10:22 PM	2.69
4-Mar	6:10:22 PM	2.69
4-Mar	7:10:22 PM	2.69
4-Mar	8:10:22 PM	2.72
4-Mar	9:10:22 PM	2.72
4-Mar	10:10:22 PM	2.72
4-Mar	11:10:22 PM	2.72
5-Mar	12:10:22 AM	2.72
5-Mar	1:10:22 AM	2.72
5-Mar	2:10:22 AM	2.72
5-Mar	3:10:22 AM	2.72
5-Mar	4:10:22 AM	2.72
5-Mar	5:10:22 AM	2.72
5-Mar	6:10:22 AM	2.72
5-Mar	7:10:22 AM	2.72
5-Mar	8:10:22 AM	2.72
5-Mar	9:10:22 AM	2.72
5-Mar	10:10:22 AM	2.74
5-Mar	11:10:22 AM	2.80
5-Mar	12:10:22 PM	2.80
5-Mar	1:10:22 PM	2.80
5-Mar	2:10:22 PM	2.80
5-Mar	3:10:22 PM	2.80
5-Mar	4:10:22 PM	2.77
5-Mar	5:10:22 PM	2.77

5-Mar	6:10:22 PM	2.77
5-Mar	7:10:22 PM	2.77
5-Mar	8:10:22 PM	2.80
5-Mar	9:10:22 PM	2.80
5-Mar	10:10:22 PM	2.80
5-Mar	11:10:22 PM	2.80
6-Mar	12:10:22 AM	2.80
6-Mar	1:10:22 AM	2.80
6-Mar	2:10:22 AM	2.80
6-Mar	3:10:22 AM	2.80
6-Mar	4:10:22 AM	2.80
6-Mar	5:10:22 AM	2.80
6-Mar	6:10:22 AM	2.80
6-Mar	7:10:22 AM	2.80
6-Mar	8:10:22 AM	2.80
6-Mar	9:10:22 AM	2.80
6-Mar	10:10:22 AM	2.80
6-Mar	11:10:22 AM	2.80
6-Mar	12:10:22 PM	2.82
6-Mar	1:10:22 PM	2.82
6-Mar	2:10:22 PM	2.82
6-Mar	3:10:22 PM	2.82
6-Mar	4:10:22 PM	2.82
6-Mar	5:10:22 PM	2.82
6-Mar	6:10:22 PM	2.80
6-Mar	7:10:22 PM	2.80
6-Mar	8:10:22 PM	2.80
6-Mar	9:10:22 PM	2.80
6-Mar	10:10:22 PM	2.80
6-Mar	11:10:22 PM	2.82
7-Mar	12:10:22 AM	2.80
7-Mar	1:10:22 AM	2.80
7-Mar	2:10:22 AM	2.80
7-Mar	3:10:22 AM	2.80
7-Mar	4:10:22 AM	2.80
7-Mar	5:10:22 AM	2.80
7-Mar	6:10:22 AM	2.80
7-Mar	7:10:22 AM	2.80
7-Mar	8:10:22 AM	2.80
7-Mar	9:10:22 AM	2.77
7-Mar	10:10:22 AM	2.77
7-Mar	11:10:22 AM	2.77
7-Mar	12:10:22 PM	2.77

7-Mar	1:10:22 PM	2.77
7-Mar	2:10:22 PM	2.80
7-Mar	3:10:22 PM	2.80
7-Mar	4:10:22 PM	2.77
7-Mar	5:10:22 PM	2.77
7-Mar	6:10:22 PM	2.74
7-Mar	7:10:22 PM	2.72
7-Mar	8:10:22 PM	2.69
7-Mar	9:10:22 PM	2.66
7-Mar	10:10:22 PM	2.64
7-Mar	11:10:22 PM	2.61
8-Mar	12:10:22 AM	2.61
8-Mar	1:10:22 AM	2.64
8-Mar	2:10:22 AM	2.64
8-Mar	3:10:22 AM	2.66
8-Mar	4:10:22 AM	2.69
8-Mar	5:10:22 AM	2.66
8-Mar	6:10:22 AM	2.64
8-Mar	7:10:22 AM	2.64
8-Mar	8:10:22 AM	2.64
8-Mar	9:10:22 AM	2.64
8-Mar	10:10:22 AM	2.66
8-Mar	11:10:22 AM	2.66
8-Mar	12:10:22 PM	2.66
8-Mar	1:10:22 PM	2.66
8-Mar	2:10:22 PM	2.69
8-Mar	3:10:22 PM	2.69
8-Mar	4:10:22 PM	2.69
8-Mar	5:10:22 PM	2.69
8-Mar	6:10:22 PM	2.66
8-Mar	7:10:22 PM	2.69
8-Mar	8:10:22 PM	2.69
8-Mar	9:10:22 PM	2.69
8-Mar	10:10:22 PM	2.69
8-Mar	11:10:22 PM	2.69
9-Mar	12:10:22 AM	2.69
9-Mar	1:10:22 AM	2.72
9-Mar	3:10:22 AM	2.72
9-Mar	3:10:22 AM	2.72
9-Mar	4:10:22 AM	2.72
9-Mar	5:10:22 AM	2.72
9-Mar	6:10:22 AM	2.72
9-Mar	7:10:22 AM	2.72

9-Mar	8:10:22 AM	2.72
9-Mar	9:10:22 AM	2.69
9-Mar	10:10:22 AM	2.69
9-Mar	11:10:22 AM	2.69
9-Mar	12:10:22 PM	2.72
9-Mar	1:10:22 PM	2.72
9-Mar	2:10:22 PM	2.74
9-Mar	3:10:22 PM	2.74
9-Mar	4:10:22 PM	2.74
9-Mar	5:10:22 PM	2.74
9-Mar	6:10:22 PM	2.77
9-Mar	7:10:22 PM	2.80
9-Mar	8:10:22 PM	2.80
9-Mar	9:10:22 PM	2.80
9-Mar	10:10:22 PM	2.80
9-Mar	11:10:22 PM	2.80
10-Mar	12:10:22 AM	2.80
10-Mar	1:10:22 AM	2.80
10-Mar	2:10:22 AM	2.80
10-Mar	3:10:22 AM	2.77
10-Mar	4:10:22 AM	2.77
10-Mar	5:10:22 AM	2.74
10-Mar	6:10:22 AM	2.74
10-Mar	7:10:22 AM	2.74
10-Mar	8:10:22 AM	2.74
10-Mar	9:10:22 AM	2.74
10-Mar	10:10:22 AM	2.74
10-Mar	11:10:22 AM	2.74
10-Mar	12:10:22 PM	2.74
10-Mar	1:10:22 PM	2.77
10-Mar	2:10:22 PM	2.80
10-Mar	3:10:22 PM	2.80
10-Mar	4:10:22 PM	2.80
10-Mar	5:10:22 PM	2.80
10-Mar	6:10:22 PM	2.80
10-Mar	7:10:22 PM	2.80
10-Mar	8:10:22 PM	2.80
10-Mar	9:10:22 PM	2.80
10-Mar	10:10:22 PM	2.80
10-Mar	11:10:22 PM	2.80
11-Mar	12:10:22 AM	2.77
11-Mar	1:10:22 AM	2.80
11-Mar	2:10:22 AM	2.77

11-Mar	3:10:22 AM	2.74
11-Mar	4:10:22 AM	2.74
11-Mar	5:10:22 AM	2.74
11-Mar	6:10:22 AM	2.74
11-Mar	7:10:22 AM	2.72
11-Mar	8:10:22 AM	2.69
11-Mar	9:10:22 AM	2.69
11-Mar	10:10:22 AM	2.69
11-Mar	11:10:22 AM	2.69
11-Mar	12:10:22 PM	2.66
11-Mar	1:10:22 PM	2.64
11-Mar	2:10:22 PM	2.64
11-Mar	3:10:22 PM	2.61
11-Mar	4:10:22 PM	2.61
11-Mar	5:10:22 PM	2.61
11-Mar	6:10:22 PM	2.58
11-Mar	7:10:22 PM	2.58
11-Mar	8:10:22 PM	2.56
11-Mar	9:10:22 PM	2.53
11-Mar	10:10:22 PM	2.53
11-Mar	11:10:22 PM	2.53
12-Mar	12:10:22 AM	2.53
12-Mar	1:10:22 AM	2.50
12-Mar	2:10:22 AM	2.50
12-Mar	3:10:22 AM	2.50
12-Mar	4:10:22 AM	2.50
12-Mar	5:10:22 AM	2.50
12-Mar	6:10:22 AM	2.50
12-Mar	7:10:22 AM	2.48
12-Mar	8:10:22 AM	2.48
12-Mar	9:10:22 AM	2.48
12-Mar	10:10:22 AM	2.48
12-Mar	11:10:22 AM	2.50
12-Mar	12:10:22 PM	2.50
12-Mar	1:10:22 PM	2.50
12-Mar	2:10:22 PM	2.53
12-Mar	3:10:22 PM	2.53
12-Mar	4:10:22 PM	2.56
12-Mar	5:10:22 PM	2.56
12-Mar	6:10:22 PM	2.56
12-Mar	7:10:22 PM	2.56
12-Mar	8:10:22 PM	2.53
12-Mar	9:10:22 PM	2.53

12-Mar	10:10:22 PM	2.53
12-Mar	11:10:22 PM	2.50
13-Mar	12:10:22 AM	2.50
13-Mar	1:10:22 AM	2.50
13-Mar	2:10:22 AM	2.48
13-Mar	3:10:22 AM	2.48
13-Mar	4:10:22 AM	2.48
13-Mar	5:10:22 AM	2.45
13-Mar	6:10:22 AM	2.45
13-Mar	7:10:22 AM	2.42
13-Mar	8:10:22 AM	2.42
13-Mar	9:10:22 AM	2.42
13-Mar	10:10:22 AM	2.42
13-Mar	11:10:22 AM	2.45
13-Mar	12:10:22 PM	2.48
13-Mar	1:10:22 PM	2.45
13-Mar	2:10:22 PM	2.48
13-Mar	3:10:22 PM	2.48
13-Mar	4:10:22 PM	2.48
13-Mar	5:10:22 PM	2.48
13-Mar	6:10:22 PM	2.48
13-Mar	7:10:22 PM	2.45
13-Mar	8:10:22 PM	2.45
13-Mar	9:10:22 PM	2.45
13-Mar	10:10:22 PM	2.45
13-Mar	11:10:22 PM	2.42
14-Mar	12:10:22 AM	2.42
14-Mar	1:10:22 AM	2.42
14-Mar	2:10:22 AM	2.42
14-Mar	3:10:22 AM	2.42
14-Mar	4:10:22 AM	2.40
14-Mar	5:10:22 AM	2.40
14-Mar	6:10:22 AM	2.37
14-Mar	7:10:22 AM	2.37
14-Mar	8:10:22 AM	2.37
14-Mar	9:10:22 AM	2.37
14-Mar	10:10:22 AM	2.37
14-Mar	11:10:22 AM	2.37
14-Mar	12:10:22 PM	2.37
14-Mar	1:10:22 PM	2.37
14-Mar	2:10:22 PM	2.37
14-Mar	3:10:22 PM	2.37
14-Mar	4:10:22 PM	2.40

14-Mar	5:10:22 PM	2.37
14-Mar	6:10:22 PM	2.37
14-Mar	7:10:22 PM	2.37
14-Mar	8:10:22 PM	2.37
14-Mar	9:10:22 PM	2.37
14-Mar	10:10:22 PM	2.37
14-Mar	11:10:22 PM	2.34
15-Mar	12:10:22 AM	2.34
15-Mar	1:10:22 AM	2.34
15-Mar	2:10:22 AM	2.32
15-Mar	3:10:22 AM	2.32
15-Mar	4:10:22 AM	2.32
15-Mar	5:10:22 AM	2.32
15-Mar	6:10:22 AM	2.32
15-Mar	7:10:22 AM	2.32
15-Mar	8:10:22 AM	2.32
15-Mar	9:10:22 AM	2.29
15-Mar	10:10:22 AM	2.32
15-Mar	11:10:22 AM	2.32
15-Mar	12:10:22 PM	2.32
15-Mar	1:10:22 PM	2.32
15-Mar	2:10:22 PM	2.32
15-Mar	3:10:22 PM	2.34
15-Mar	4:10:22 PM	2.34
15-Mar	5:10:22 PM	2.34
15-Mar	6:10:22 PM	2.34
15-Mar	7:10:22 PM	2.34
15-Mar	8:10:22 PM	2.34
15-Mar	9:10:22 PM	2.34
15-Mar	10:10:22 PM	2.34
15-Mar	11:10:22 PM	2.34
16-Mar	12:10:22 AM	2.34
16-Mar	1:10:22 AM	2.34
16-Mar	2:10:22 AM	2.34
16-Mar	3:10:22 AM	2.34
16-Mar	4:10:22 AM	2.34
16-Mar	5:10:22 AM	2.34
16-Mar	6:10:22 AM	2.34
16-Mar	7:10:22 AM	2.34
16-Mar	8:10:22 AM	2.34
16-Mar	9:10:22 AM	2.34
16-Mar	10:10:22 AM	2.34
16-Mar	11:10:22 AM	2.34

16-Mar	12:10:22 PM	2.34
16-Mar	1:10:22 PM	2.37
16-Mar	2:10:22 PM	2.40
16-Mar	3:10:22 PM	2.40
16-Mar	4:10:22 PM	2.40
16-Mar	5:10:22 PM	2.40
16-Mar	6:10:22 PM	2.40
16-Mar	7:10:22 PM	2.40
16-Mar	8:10:22 PM	2.40
16-Mar	9:10:22 PM	2.40
16-Mar	10:10:22 PM	2.37
16-Mar	11:10:22 PM	2.40
17-Mar	12:10:22 AM	2.37
17-Mar	1:10:22 AM	2.37
17-Mar	2:10:22 AM	2.37
17-Mar	3:10:22 AM	2.34
17-Mar	4:10:22 AM	2.37
17-Mar	5:10:22 AM	2.34
17-Mar	6:10:22 AM	2.34
17-Mar	7:10:22 AM	2.34
17-Mar	8:10:22 AM	2.34
17-Mar	9:10:22 AM	2.34
17-Mar	10:10:22 AM	2.37
17-Mar	11:10:22 AM	2.37
17-Mar	12:10:22 PM	2.40
17-Mar	1:10:22 PM	2.42
17-Mar	2:10:22 PM	2.42
17-Mar	3:10:22 PM	2.42
17-Mar	4:10:22 PM	2.45
17-Mar	5:10:22 PM	2.42
17-Mar	6:10:22 PM	2.42
17-Mar	7:10:22 PM	2.40
17-Mar	8:10:22 PM	2.40
17-Mar	9:10:22 PM	2.37
17-Mar	10:10:22 PM	2.37
17-Mar	11:10:22 PM	2.37
18-Mar	12:10:22 AM	2.37
18-Mar	1:10:22 AM	2.37
18-Mar	2:10:22 AM	2.37
18-Mar	3:10:22 AM	2.37
18-Mar	4:10:22 AM	2.37
18-Mar	5:10:22 AM	2.37
18-Mar	6:10:22 AM	2.34

18-Mar	7:10:22 AM	2.34
18-Mar	8:10:22 AM	2.34
18-Mar	9:10:22 AM	2.34
18-Mar	10:10:22 AM	2.34
18-Mar	11:10:22 AM	2.32
18-Mar	12:10:22 PM	2.34
18-Mar	1:10:22 PM	2.34
18-Mar	2:10:22 PM	2.34
18-Mar	3:10:22 PM	2.34
18-Mar	4:10:22 PM	2.34
18-Mar	5:10:22 PM	2.32
18-Mar	6:10:22 PM	2.32
18-Mar	7:10:22 PM	2.32
18-Mar	8:10:22 PM	2.29
18-Mar	9:10:22 PM	2.29
18-Mar	10:10:22 PM	2.26
18-Mar	11:10:22 PM	2.26
19-Mar	12:10:22 AM	2.26
19-Mar	1:10:22 AM	2.26
19-Mar	2:10:22 AM	2.26
19-Mar	3:10:22 AM	2.26
19-Mar	4:10:22 AM	2.26
19-Mar	5:10:22 AM	2.26
19-Mar	6:10:22 AM	2.26
19-Mar	7:10:22 AM	2.26
19-Mar	8:10:22 AM	2.29
19-Mar	9:10:22 AM	2.26
19-Mar	10:10:22 AM	2.26
19-Mar	11:10:22 AM	2.32
19-Mar	12:10:22 PM	2.34
19-Mar	1:10:22 PM	2.34
19-Mar	2:10:22 PM	2.40
19-Mar	3:10:22 PM	2.42
19-Mar	4:10:22 PM	2.42
19-Mar	5:10:22 PM	2.42
19-Mar	6:10:22 PM	2.40
19-Mar	7:10:22 PM	2.42
19-Mar	8:10:22 PM	2.42
19-Mar	9:10:22 PM	2.40
19-Mar	10:10:22 PM	2.40
19-Mar	11:10:22 PM	2.37
20-Mar	12:10:22 AM	2.37
20-Mar	1:10:22 AM	2.37

20-Mar	2:10:22 AM	2.37
20-Mar	3:10:22 AM	2.34
20-Mar	4:10:22 AM	2.34
20-Mar	5:10:22 AM	2.34
20-Mar	6:10:22 AM	2.34
20-Mar	7:10:22 AM	2.34
20-Mar	8:10:22 AM	2.34
20-Mar	9:10:22 AM	2.34
20-Mar	10:10:22 AM	2.37
20-Mar	11:10:22 AM	2.40
20-Mar	12:10:22 PM	2.45
20-Mar	1:10:22 PM	2.50
20-Mar	2:10:22 PM	2.53
20-Mar	3:10:22 PM	2.53
20-Mar	4:10:22 PM	2.53
20-Mar	5:10:22 PM	2.56
20-Mar	6:10:22 PM	2.56
20-Mar	7:10:22 PM	2.58
20-Mar	8:10:22 PM	2.56
20-Mar	9:10:22 PM	2.56
20-Mar	10:10:22 PM	2.56
20-Mar	11:10:22 PM	2.53
21-Mar	12:10:22 AM	2.53
21-Mar	1:10:22 AM	2.53
21-Mar	2:10:22 AM	2.50
21-Mar	3:10:22 AM	2.48
21-Mar	4:10:22 AM	2.48
21-Mar	5:10:22 AM	2.48
21-Mar	6:10:22 AM	2.45
21-Mar	7:10:22 AM	2.42
21-Mar	8:10:22 AM	2.42
21-Mar	9:10:22 AM	2.42
21-Mar	10:10:22 AM	2.45
21-Mar	11:10:22 AM	2.50
21-Mar	12:10:22 PM	2.56
21-Mar	1:10:22 PM	2.61
21-Mar	2:10:22 PM	2.61
21-Mar	3:10:22 PM	2.61
21-Mar	4:10:22 PM	2.61
21-Mar	5:10:22 PM	2.61
21-Mar	6:10:22 PM	2.61
21-Mar	7:10:22 PM	2.61
21-Mar	8:10:22 PM	2.61

21-Mar	9:10:22 PM	2.61
21-Mar	10:10:22 PM	2.61
21-Mar	11:10:22 PM	2.61
22-Mar	12:10:22 AM	2.58
22-Mar	1:10:22 AM	2.58
22-Mar	2:10:22 AM	2.58
22-Mar	3:10:22 AM	2.56
22-Mar	4:10:22 AM	2.56
22-Mar	5:10:22 AM	2.53
22-Mar	6:10:22 AM	2.53
22-Mar	7:10:22 AM	2.53
22-Mar	8:10:22 AM	2.50
22-Mar	9:10:22 AM	2.50
22-Mar	10:10:22 AM	2.53
22-Mar	11:10:22 AM	2.58
22-Mar	12:10:22 PM	2.66
22-Mar	1:10:22 PM	2.69
22-Mar	2:10:22 PM	2.72
22-Mar	3:10:22 PM	2.77
22-Mar	4:10:22 PM	2.77
22-Mar	5:10:22 PM	2.77
22-Mar	6:10:22 PM	2.77
22-Mar	7:10:22 PM	2.77
22-Mar	8:10:22 PM	2.74
22-Mar	9:10:22 PM	2.74
22-Mar	10:10:22 PM	2.74
22-Mar	11:10:22 PM	2.77
23-Mar	12:10:22 AM	2.77
23-Mar	1:10:22 AM	2.77
23-Mar	2:10:22 AM	2.77
23-Mar	3:10:22 AM	2.74
23-Mar	4:10:22 AM	2.74
23-Mar	5:10:22 AM	2.74
23-Mar	6:10:22 AM	2.74
23-Mar	7:10:22 AM	2.74
23-Mar	8:10:22 AM	2.74
23-Mar	9:10:22 AM	2.77
23-Mar	10:10:22 AM	2.80
23-Mar	11:10:22 AM	2.85
23-Mar	12:10:22 PM	2.90
23-Mar	1:10:22 PM	2.93
23-Mar	2:10:22 PM	2.96
23-Mar	3:10:22 PM	2.98

23-Mar	4:10:22 PM	2.98
23-Mar	5:10:22 PM	2.98
23-Mar	6:10:22 PM	2.98
23-Mar	7:10:22 PM	2.98
23-Mar	8:10:22 PM	2.98
23-Mar	9:10:22 PM	2.98
23-Mar	10:10:22 PM	2.98
23-Mar	11:10:22 PM	2.98
24-Mar	12:10:22 AM	2.98
24-Mar	1:10:22 AM	2.98
24-Mar	2:10:22 AM	2.98
24-Mar	3:10:22 AM	2.96
24-Mar	4:10:22 AM	2.96
24-Mar	5:10:22 AM	2.96
24-Mar	6:10:22 AM	2.93
24-Mar	7:10:22 AM	2.93
24-Mar	8:10:22 AM	2.90
24-Mar	9:10:22 AM	2.90
24-Mar	10:10:22 AM	2.90
24-Mar	11:10:22 AM	2.90
24-Mar	12:10:22 PM	2.90
24-Mar	1:10:22 PM	2.93
24-Mar	2:10:22 PM	2.93
24-Mar	3:10:22 PM	2.93
24-Mar	4:10:22 PM	2.93
24-Mar	5:10:22 PM	2.93
24-Mar	6:10:22 PM	2.93
24-Mar	7:10:22 PM	2.93
24-Mar	8:10:22 PM	2.93
24-Mar	9:10:22 PM	2.93
24-Mar	10:10:22 PM	2.93
24-Mar	11:10:22 PM	2.90
25-Mar	12:10:22 AM	2.90
25-Mar	1:10:22 AM	2.90
25-Mar	2:10:22 AM	2.90
25-Mar	3:10:22 AM	2.90
25-Mar	4:10:22 AM	2.90
25-Mar	5:10:22 AM	2.90
25-Mar	6:10:22 AM	2.90
25-Mar	7:10:22 AM	2.90
25-Mar	8:10:22 AM	2.90
25-Mar	9:10:22 AM	2.93
25-Mar	10:10:22 AM	2.96

25-Mar	11:10:22 AM	3.01
25-Mar	12:10:22 PM	3.04
25-Mar	1:10:22 PM	3.09
25-Mar	2:10:22 PM	3.14
25-Mar	3:10:22 PM	3.20
25-Mar	4:10:22 PM	3.20
25-Mar	5:10:22 PM	3.22
25-Mar	6:10:22 PM	3.22
25-Mar	7:10:22 PM	3.17
25-Mar	8:10:22 PM	3.17
25-Mar	9:10:22 PM	3.14
25-Mar	10:10:22 PM	3.14
25-Mar	11:10:22 PM	3.14
26-Mar	12:10:22 AM	3.12
26-Mar	1:10:22 AM	3.12
26-Mar	2:10:22 AM	3.12
26-Mar	3:10:22 AM	3.12
26-Mar	4:10:22 AM	3.12
26-Mar	5:10:22 AM	3.09
26-Mar	6:10:22 AM	3.06
26-Mar	7:10:22 AM	3.06
26-Mar	8:10:22 AM	3.06
26-Mar	9:10:22 AM	3.06
26-Mar	10:10:22 AM	3.09
26-Mar	11:10:22 AM	3.12
26-Mar	12:10:22 PM	3.12
26-Mar	1:10:22 PM	3.17
26-Mar	2:10:22 PM	3.20
26-Mar	3:10:22 PM	3.22
26-Mar	4:10:22 PM	3.22
26-Mar	5:10:22 PM	3.22
26-Mar	6:10:22 PM	3.25
26-Mar	7:10:22 PM	3.25
26-Mar	8:10:22 PM	3.25
26-Mar	9:10:22 PM	3.22
26-Mar	10:10:22 PM	3.22
26-Mar	11:10:22 PM	3.20
27-Mar	12:10:22 AM	3.22
27-Mar	1:10:22 AM	3.20
27-Mar	2:10:22 AM	3.20
27-Mar	3:10:22 AM	3.20
27-Mar	4:10:22 AM	3.17
27-Mar	5:10:22 AM	3.17

27-Mar	6:10:22 AM	3.14
27-Mar	7:10:22 AM	3.14
27-Mar	8:10:22 AM	3.12
27-Mar	9:10:22 AM	3.14
27-Mar	10:10:22 AM	3.14
27-Mar	11:10:22 AM	3.20
27-Mar	12:10:22 PM	3.22
27-Mar	1:10:22 PM	3.27
27-Mar	2:10:22 PM	3.33
27-Mar	3:10:22 PM	3.35
27-Mar	4:10:22 PM	3.38
27-Mar	5:10:22 PM	3.38
27-Mar	6:10:22 PM	3.38
27-Mar	7:10:22 PM	3.35
27-Mar	8:10:22 PM	3.35
27-Mar	9:10:22 PM	3.35
27-Mar	10:10:22 PM	3.33
27-Mar	11:10:22 PM	3.30
28-Mar	12:10:22 AM	3.27
28-Mar	1:10:22 AM	3.27
28-Mar	2:10:22 AM	3.27
28-Mar	3:10:22 AM	3.27
28-Mar	4:10:22 AM	3.25
28-Mar	5:10:22 AM	3.22
28-Mar	6:10:22 AM	3.22
28-Mar	7:10:22 AM	3.22
28-Mar	8:10:22 AM	3.22
28-Mar	9:10:22 AM	3.22
28-Mar	10:10:22 AM	3.27
28-Mar	11:10:22 AM	3.33
28-Mar	12:10:22 PM	3.38
28-Mar	1:10:22 PM	3.43
28-Mar	2:10:22 PM	3.49
28-Mar	3:10:22 PM	3.49
28-Mar	4:10:22 PM	3.49
28-Mar	5:10:22 PM	3.49
28-Mar	6:10:22 PM	3.49
28-Mar	7:10:22 PM	3.49
28-Mar	8:10:22 PM	3.49
28-Mar	9:10:22 PM	3.49
28-Mar	10:10:22 PM	3.49
28-Mar	11:10:22 PM	3.49
29-Mar	12:10:22 AM	3.49

29-Mar	1:10:22 AM	3.49
29-Mar	2:10:22 AM	3.46
29-Mar	3:10:22 AM	3.46
29-Mar	4:10:22 AM	3.46
29-Mar	5:10:22 AM	3.43
29-Mar	6:10:22 AM	3.41
29-Mar	7:10:22 AM	3.38
29-Mar	8:10:22 AM	3.38
29-Mar	9:10:22 AM	3.41
29-Mar	10:10:22 AM	3.46
29-Mar	11:10:22 AM	3.54
29-Mar	12:10:22 PM	3.59
29-Mar	1:10:22 PM	3.72
29-Mar	2:10:22 PM	3.75
29-Mar	3:10:22 PM	3.85
29-Mar	4:10:22 PM	3.80
29-Mar	5:10:22 PM	3.80
29-Mar	6:10:22 PM	3.80
29-Mar	7:10:22 PM	3.75
29-Mar	8:10:22 PM	3.72
29-Mar	9:10:22 PM	3.72
29-Mar	10:10:22 PM	3.72
29-Mar	11:10:22 PM	3.72
30-Mar	12:10:22 AM	3.75
30-Mar	1:10:22 AM	3.75
30-Mar	2:10:22 AM	3.75
30-Mar	3:10:22 AM	3.75
30-Mar	4:10:22 AM	3.78
30-Mar	5:10:22 AM	3.75
30-Mar	6:10:22 AM	3.75
30-Mar	7:10:22 AM	3.75
30-Mar	8:10:22 AM	3.72
30-Mar	9:10:22 AM	3.72
30-Mar	10:10:22 AM	3.75
30-Mar	11:10:22 AM	3.75
30-Mar	12:10:22 PM	3.85
30-Mar	1:10:22 PM	3.93
30-Mar	2:10:22 PM	3.99
30-Mar	3:10:22 PM	4.04
30-Mar	4:10:22 PM	4.06
30-Mar	5:10:22 PM	4.06
30-Mar	6:10:22 PM	4.04
30-Mar	7:10:22 PM	4.04

30-Mar	8:10:22 PM	4.04
30-Mar	9:10:22 PM	4.01
30-Mar	10:10:22 PM	4.01
30-Mar	11:10:22 PM	4.01
31-Mar	12:10:22 AM	4.01
31-Mar	1:10:22 AM	4.04
31-Mar	2:10:22 AM	4.04
31-Mar	3:10:22 AM	4.04
31-Mar	4:10:22 AM	4.04
31-Mar	5:10:22 AM	4.04
31-Mar	6:10:22 AM	4.06
31-Mar	7:10:22 AM	4.04
31-Mar	8:10:22 AM	4.04
31-Mar	9:10:22 AM	4.06
31-Mar	10:10:22 AM	4.12
31-Mar	11:10:22 AM	4.22
31-Mar	12:10:22 PM	4.32
31-Mar	1:10:22 PM	4.38
31-Mar	2:10:22 PM	4.43
31-Mar	3:10:22 PM	4.48
31-Mar	4:10:22 PM	4.79
31-Mar	5:10:22 PM	4.56
31-Mar	6:10:22 PM	4.61
31-Mar	7:10:22 PM	4.40
31-Mar	8:10:22 PM	4.30
31-Mar	9:10:22 PM	4.27
31-Mar	10:10:22 PM	4.30
31-Mar	11:10:22 PM	4.32
1-Apr	12:10:22 AM	4.32
1-Apr	1:10:22 AM	4.35
1-Apr	2:10:22 AM	4.32
1-Apr	3:10:22 AM	4.30
1-Apr	4:10:22 AM	4.27
1-Apr	5:10:22 AM	4.27
1-Apr	6:10:22 AM	4.25
1-Apr	7:10:22 AM	4.22
1-Apr	8:10:22 AM	4.19
1-Apr	9:10:22 AM	4.19
1-Apr	10:10:22 AM	4.25
1-Apr	11:10:22 AM	4.30
1-Apr	12:10:22 PM	4.45
1-Apr	1:10:22 PM	4.40
1-Apr	2:10:22 PM	4.64

1-Apr	3:10:22 PM	4.69
1-Apr	4:10:22 PM	4.69
1-Apr	5:10:22 PM	4.61
1-Apr	6:10:22 PM	4.48
1-Apr	7:10:22 PM	4.35
1-Apr	8:10:22 PM	4.22
1-Apr	9:10:22 PM	4.25
1-Apr	10:10:22 PM	4.25
1-Apr	11:10:22 PM	4.27
2-Apr	12:10:22 AM	4.32
2-Apr	1:10:22 AM	4.32
2-Apr	2:10:22 AM	4.32
2-Apr	3:10:22 AM	4.32
2-Apr	4:10:22 AM	4.32
2-Apr	5:10:22 AM	4.32
2-Apr	6:10:22 AM	4.32
2-Apr	7:10:22 AM	4.30
2-Apr	8:10:22 AM	4.30
2-Apr	9:10:22 AM	4.27
2-Apr	10:10:22 AM	4.27
2-Apr	11:10:22 AM	4.30
2-Apr	12:10:22 PM	4.32
2-Apr	1:10:22 PM	4.32
2-Apr	2:10:22 PM	4.32
2-Apr	3:10:22 PM	4.35
2-Apr	4:10:22 PM	4.35
2-Apr	5:10:22 PM	4.38
2-Apr	6:10:22 PM	4.43
2-Apr	7:10:22 PM	4.43
2-Apr	8:10:22 PM	4.43
2-Apr	9:10:22 PM	4.43
2-Apr	10:10:22 PM	4.43
2-Apr	11:10:22 PM	4.43
3-Apr	12:10:22 AM	4.40
3-Apr	1:10:22 AM	4.40
3-Apr	2:10:22 AM	4.40
3-Apr	3:10:22 AM	4.38
3-Apr	4:10:22 AM	4.38
3-Apr	5:10:22 AM	4.38
3-Apr	6:10:22 AM	4.38
3-Apr	7:10:22 AM	4.38
3-Apr	8:10:22 AM	4.38
3-Apr	9:10:22 AM	4.38

3-Apr	10:10:22 AM	4.38
3-Apr	11:10:22 AM	4.40
3-Apr	12:10:22 PM	4.40
3-Apr	1:10:22 PM	4.40
3-Apr	2:10:22 PM	4.40
3-Apr	3:10:22 PM	4.40
3-Apr	4:10:22 PM	4.43
3-Apr	5:10:22 PM	4.45
3-Apr	6:10:22 PM	4.43
3-Apr	7:10:22 PM	4.40
3-Apr	8:10:22 PM	4.38
3-Apr	9:10:22 PM	4.38
3-Apr	10:10:22 PM	4.35
3-Apr	11:10:22 PM	4.35
4-Apr	12:10:22 AM	4.38
4-Apr	1:10:22 AM	4.38
4-Apr	2:10:22 AM	4.38
4-Apr	3:10:22 AM	4.35
4-Apr	4:10:22 AM	4.35
4-Apr	5:10:22 AM	4.32
4-Apr	6:10:22 AM	4.30
4-Apr	7:10:22 AM	4.27
4-Apr	8:10:22 AM	4.27
4-Apr	9:10:22 AM	4.30
4-Apr	10:10:22 AM	4.35
4-Apr	11:10:22 AM	4.38
4-Apr	12:10:22 PM	4.38
4-Apr	1:10:22 PM	4.48
4-Apr	2:10:22 PM	4.48
4-Apr	3:10:22 PM	4.45
4-Apr	4:10:22 PM	4.48
4-Apr	5:10:22 PM	4.51
4-Apr	6:10:22 PM	4.48
4-Apr	7:10:22 PM	4.48
4-Apr	8:10:22 PM	4.53
4-Apr	9:10:22 PM	4.53
4-Apr	10:10:22 PM	4.53
4-Apr	11:10:22 PM	4.56
5-Apr	12:10:22 AM	4.56
5-Apr	1:10:22 AM	4.56
5-Apr	2:10:22 AM	4.53
5-Apr	3:10:22 AM	4.56
5-Apr	4:10:22 AM	4.56

5-Apr	5:10:22 AM	4.58
5-Apr	6:10:22 AM	4.56
5-Apr	7:10:22 AM	4.56
5-Apr	8:10:22 AM	4.56
5-Apr	9:10:22 AM	4.56
5-Apr	10:10:22 AM	4.58
5-Apr	11:10:22 AM	4.61
5-Apr	12:10:22 PM	4.58
5-Apr	1:10:22 PM	4.61
5-Apr	2:10:22 PM	4.61
5-Apr	3:10:22 PM	4.58
5-Apr	4:10:22 PM	4.58
5-Apr	5:10:22 PM	4.61
5-Apr	6:10:22 PM	4.61
5-Apr	7:10:22 PM	4.64
5-Apr	8:10:22 PM	4.61
5-Apr	9:10:22 PM	4.61
5-Apr	10:10:22 PM	4.61
5-Apr	11:10:22 PM	4.58
6-Apr	12:10:22 AM	4.58
6-Apr	1:10:22 AM	4.58
6-Apr	2:10:22 AM	4.58
6-Apr	3:10:22 AM	4.56
6-Apr	4:10:22 AM	4.56
6-Apr	5:10:22 AM	4.56
6-Apr	6:10:22 AM	4.56
6-Apr	7:10:22 AM	4.53
6-Apr	8:10:22 AM	4.56
6-Apr	9:10:22 AM	4.56
6-Apr	10:10:22 AM	4.56
6-Apr	11:10:22 AM	4.58
6-Apr	12:10:22 PM	4.58
6-Apr	1:10:22 PM	4.61
6-Apr	2:10:22 PM	4.61
6-Apr	3:10:22 PM	4.64
6-Apr	4:10:22 PM	4.61
6-Apr	5:10:22 PM	4.64
6-Apr	6:10:22 PM	4.64
6-Apr	7:10:22 PM	4.64
6-Apr	8:10:22 PM	4.64
6-Apr	9:10:22 PM	4.66
6-Apr	10:10:22 PM	4.64
6-Apr	11:10:22 PM	4.64

7-Apr	12:10:22 AM	4.64
7-Apr	1:10:22 AM	4.64
7-Apr	2:10:22 AM	4.64
7-Apr	3:10:22 AM	4.64
7-Apr	4:10:22 AM	4.64
7-Apr	5:10:22 AM	4.61
7-Apr	6:10:22 AM	4.61
7-Apr	7:10:22 AM	4.64
7-Apr	8:10:22 AM	4.64
7-Apr	9:10:22 AM	4.66
7-Apr	10:10:22 AM	4.69
7-Apr	11:10:22 AM	4.71
7-Apr	12:10:22 PM	4.74
7-Apr	1:10:22 PM	4.71
7-Apr	2:10:22 PM	4.69
7-Apr	3:10:22 PM	4.71
7-Apr	4:10:22 PM	4.69
7-Apr	5:10:22 PM	4.69
7-Apr	6:10:22 PM	4.69
7-Apr	7:10:22 PM	4.69
7-Apr	8:10:22 PM	4.69
7-Apr	9:10:22 PM	4.71
7-Apr	10:10:22 PM	4.69
7-Apr	11:10:22 PM	4.71
8-Apr	12:10:22 AM	4.69
8-Apr	1:10:22 AM	4.69
8-Apr	2:10:22 AM	4.69
8-Apr	3:10:22 AM	4.69
8-Apr	4:10:22 AM	4.69
8-Apr	5:10:22 AM	4.66
8-Apr	6:10:22 AM	4.66
8-Apr	7:10:22 AM	4.64
8-Apr	8:10:22 AM	4.66
8-Apr	9:10:22 AM	4.64
8-Apr	10:10:22 AM	4.66
8-Apr	11:10:22 AM	4.66
8-Apr	12:10:22 PM	4.66
8-Apr	1:10:22 PM	4.69
8-Apr	2:10:22 PM	4.69
8-Apr	3:10:22 PM	4.71
8-Apr	4:10:22 PM	4.71
8-Apr	5:10:22 PM	4.74
8-Apr	6:10:22 PM	4.71

8-Apr	7:10:22 PM	4.71
8-Apr	8:10:22 PM	4.69
8-Apr	9:10:22 PM	4.69
8-Apr	10:10:22 PM	4.66
8-Apr	11:10:22 PM	4.66
9-Apr	12:10:22 AM	4.66
9-Apr	1:10:22 AM	4.64
9-Apr	2:10:22 AM	4.64
9-Apr	3:10:22 AM	4.64
9-Apr	4:10:22 AM	4.64
9-Apr	5:10:22 AM	4.64
9-Apr	6:10:22 AM	4.64
9-Apr	7:10:22 AM	4.64
9-Apr	8:10:22 AM	4.64
9-Apr	9:10:22 AM	4.64
9-Apr	10:10:22 AM	4.64
9-Apr	11:10:22 AM	4.66
9-Apr	12:10:22 PM	4.66
9-Apr	1:10:22 PM	4.66
9-Apr	2:10:22 PM	4.69
9-Apr	3:10:22 PM	4.69
9-Apr	4:10:22 PM	4.69
9-Apr	5:10:22 PM	4.69
9-Apr	6:10:22 PM	4.69
9-Apr	7:10:22 PM	4.66
9-Apr	8:10:22 PM	4.66
9-Apr	9:10:22 PM	4.64
9-Apr	10:10:22 PM	4.64
9-Apr	11:10:22 PM	4.61
10-Apr	12:10:22 AM	4.61
10-Apr	1:10:22 AM	4.61
10-Apr	2:10:22 AM	4.61
10-Apr	3:10:22 AM	4.61
10-Apr	4:10:22 AM	4.61
10-Apr	5:10:22 AM	4.58
10-Apr	6:10:22 AM	4.58
10-Apr	7:10:22 AM	4.58
10-Apr	8:10:22 AM	4.58
10-Apr	9:10:22 AM	4.61
10-Apr	10:10:22 AM	4.61
10-Apr	11:10:22 AM	4.61
10-Apr	12:10:22 PM	4.64
10-Apr	1:10:22 PM	4.64

10-Apr	2:10:22 PM	4.64
10-Apr	3:10:22 PM	4.66
10-Apr	4:10:22 PM	4.66
10-Apr	5:10:22 PM	4.66
10-Apr	6:10:22 PM	4.66
10-Apr	7:10:22 PM	4.64
10-Apr	8:10:22 PM	4.64
10-Apr	9:10:22 PM	4.64
10-Apr	10:10:22 PM	4.64
10-Apr	11:10:22 PM	4.64
11-Apr	12:10:22 AM	4.64
11-Apr	1:10:22 AM	4.64
11-Apr	2:10:22 AM	4.61
11-Apr	3:10:22 AM	4.61
11-Apr	4:10:22 AM	4.64
11-Apr	5:10:22 AM	4.61
11-Apr	6:10:22 AM	4.61
11-Apr	7:10:22 AM	4.61
11-Apr	8:10:22 AM	4.61
11-Apr	9:10:22 AM	4.61
11-Apr	10:10:22 AM	4.64
11-Apr	11:10:22 AM	4.64
11-Apr	12:10:22 PM	4.66
11-Apr	1:10:22 PM	4.69
11-Apr	2:10:22 PM	4.71
11-Apr	3:10:22 PM	4.71
11-Apr	4:10:22 PM	4.74
11-Apr	5:10:22 PM	4.74
11-Apr	6:10:22 PM	4.74
11-Apr	7:10:22 PM	4.74
11-Apr	8:10:22 PM	4.74
11-Apr	9:10:22 PM	4.71
11-Apr	10:10:22 PM	4.71
11-Apr	11:10:22 PM	4.69
12-Apr	12:10:22 AM	4.66
12-Apr	1:10:22 AM	4.66
12-Apr	2:10:22 AM	4.64
12-Apr	3:10:22 AM	4.64
12-Apr	4:10:22 AM	4.61
12-Apr	5:10:22 AM	4.61
12-Apr	6:10:22 AM	4.58
12-Apr	7:10:22 AM	4.58
12-Apr	8:10:22 AM	4.58

12-Apr	9:10:22 AM	4.61
12-Apr	10:10:22 AM	4.69
12-Apr	11:10:22 AM	4.77
12-Apr	12:10:22 PM	4.79
12-Apr	1:10:22 PM	4.87
12-Apr	2:10:22 PM	4.95
12-Apr	3:10:22 PM	5.00
12-Apr	4:10:22 PM	5.02
12-Apr	5:10:22 PM	5.05
12-Apr	6:10:22 PM	5.08
12-Apr	7:10:22 PM	5.08
12-Apr	8:10:22 PM	5.05
12-Apr	9:10:22 PM	5.05
12-Apr	10:10:22 PM	5.05
12-Apr	11:10:22 PM	5.02
13-Apr	12:10:22 AM	5.00
13-Apr	1:10:22 AM	5.00
13-Apr	2:10:22 AM	5.00
13-Apr	3:10:22 AM	4.97
13-Apr	4:10:22 AM	4.95
13-Apr	5:10:22 AM	4.95
13-Apr	6:10:22 AM	4.92
13-Apr	7:10:22 AM	4.90
13-Apr	8:10:22 AM	4.90
13-Apr	9:10:22 AM	4.92
13-Apr	10:10:22 AM	4.95
13-Apr	11:10:22 AM	5.02
13-Apr	12:10:22 PM	5.08
13-Apr	1:10:22 PM	5.08
13-Apr	2:10:22 PM	5.13
13-Apr	3:10:22 PM	5.28
13-Apr	4:10:22 PM	5.21
13-Apr	5:10:22 PM	5.23
13-Apr	6:10:22 PM	5.31
13-Apr	7:10:22 PM	5.41
13-Apr	8:10:22 PM	5.39
13-Apr	9:10:22 PM	5.39
13-Apr	10:10:22 PM	5.39
13-Apr	11:10:22 PM	5.41
14-Apr	12:10:22 AM	5.44
14-Apr	1:10:22 AM	5.41
14-Apr	2:10:22 AM	5.36
14-Apr	3:10:22 AM	5.33

14-Apr	4:10:22 AM	5.33
14-Apr	5:10:22 AM	5.36
14-Apr	6:10:22 AM	5.36
14-Apr	7:10:22 AM	5.39
14-Apr	8:10:22 AM	5.41
14-Apr	9:10:22 AM	5.41
14-Apr	10:10:22 AM	5.44
14-Apr	11:10:22 AM	5.44
14-Apr	12:10:22 PM	5.46
14-Apr	1:10:22 PM	5.46
14-Apr	2:10:22 PM	5.49
14-Apr	3:10:22 PM	5.51
14-Apr	4:10:22 PM	5.54
14-Apr	5:10:22 PM	5.59
14-Apr	6:10:22 PM	5.62
14-Apr	7:10:22 PM	5.62
14-Apr	8:10:22 PM	5.64
14-Apr	9:10:22 PM	5.67
14-Apr	10:10:22 PM	5.69
14-Apr	11:10:22 PM	5.69
15-Apr	12:10:22 AM	5.72
15-Apr	1:10:22 AM	5.72
15-Apr	2:10:22 AM	5.75
15-Apr	3:10:22 AM	5.72
15-Apr	4:10:22 AM	5.72
15-Apr	5:10:22 AM	5.75
15-Apr	6:10:22 AM	5.75
15-Apr	7:10:22 AM	5.72
15-Apr	8:10:22 AM	5.72
15-Apr	9:10:22 AM	5.77
15-Apr	10:10:22 AM	5.85
15-Apr	11:10:22 AM	5.87
15-Apr	12:10:22 PM	6.00
15-Apr	1:10:22 PM	6.08
15-Apr	2:10:22 PM	6.08
15-Apr	3:10:22 PM	6.20
15-Apr	4:10:22 PM	6.33
15-Apr	5:10:22 PM	6.20
15-Apr	6:10:22 PM	6.23
15-Apr	7:10:22 PM	6.28
15-Apr	8:10:22 PM	6.28
15-Apr	9:10:22 PM	6.28
15-Apr	10:10:22 PM	6.33

15-Apr	11:10:22 PM	6.38
16-Apr	12:10:22 AM	6.41
16-Apr	1:10:22 AM	6.38
16-Apr	2:10:22 AM	6.36
16-Apr	3:10:22 AM	6.36
16-Apr	4:10:22 AM	6.33
16-Apr	5:10:22 AM	6.36
16-Apr	6:10:22 AM	6.33
16-Apr	7:10:22 AM	6.33
16-Apr	8:10:22 AM	6.33
16-Apr	9:10:22 AM	6.41
16-Apr	10:10:22 AM	6.43
16-Apr	11:10:22 AM	6.41
16-Apr	12:10:22 PM	6.43
16-Apr	1:10:22 PM	6.48
16-Apr	2:10:22 PM	6.54
16-Apr	3:10:22 PM	6.54
16-Apr	4:10:22 PM	6.61
16-Apr	5:10:22 PM	6.61
16-Apr	6:10:22 PM	6.64
16-Apr	7:10:22 PM	6.69
16-Apr	8:10:22 PM	6.64
16-Apr	9:10:22 PM	6.61
16-Apr	10:10:22 PM	6.59
16-Apr	11:10:22 PM	6.59
17-Apr	12:10:22 AM	6.59
17-Apr	1:10:22 AM	6.59
17-Apr	2:10:22 AM	6.56
17-Apr	3:10:22 AM	6.56
17-Apr	4:10:22 AM	6.56
17-Apr	5:10:22 AM	6.56
17-Apr	6:10:22 AM	6.56
17-Apr	7:10:22 AM	6.54
17-Apr	8:10:22 AM	6.54
17-Apr	9:10:22 AM	6.54
17-Apr	10:10:22 AM	6.56
17-Apr	11:10:22 AM	6.54
17-Apr	12:10:22 PM	6.56
17-Apr	1:10:22 PM	6.54
17-Apr	2:10:22 PM	6.54
17-Apr	3:10:22 PM	6.56
17-Apr	4:10:22 PM	6.54
17-Apr	5:10:22 PM	6.54

17-Apr	6:10:22 PM	6.54
17-Apr	7:10:22 PM	6.51
17-Apr	8:10:22 PM	6.51
17-Apr	9:10:22 PM	6.51
17-Apr	10:10:22 PM	6.51
17-Apr	11:10:22 PM	6.51
18-Apr	12:10:22 AM	6.51
18-Apr	1:10:22 AM	6.48
18-Apr	2:10:22 AM	6.48
18-Apr	3:10:22 AM	6.48
18-Apr	4:10:22 AM	6.46
18-Apr	5:10:22 AM	6.43
18-Apr	6:10:22 AM	6.41
18-Apr	7:10:22 AM	6.38
18-Apr	8:10:22 AM	6.33
18-Apr	9:10:22 AM	6.36
18-Apr	10:10:22 AM	6.41
18-Apr	11:10:22 AM	6.46
18-Apr	12:10:22 PM	6.51
18-Apr	1:10:22 PM	6.54
18-Apr	2:10:22 PM	6.56
18-Apr	3:10:22 PM	6.64
18-Apr	4:10:22 PM	6.59
18-Apr	5:10:22 PM	6.69
18-Apr	6:10:22 PM	6.74
18-Apr	7:10:22 PM	6.74
18-Apr	8:10:22 PM	6.79
18-Apr	9:10:22 PM	6.76
18-Apr	10:10:22 PM	6.69
18-Apr	11:10:22 PM	6.64
19-Apr	12:10:22 AM	6.64
19-Apr	1:10:22 AM	6.64
19-Apr	2:10:22 AM	6.64
19-Apr	3:10:22 AM	6.64
19-Apr	4:10:22 AM	6.64
19-Apr	5:10:22 AM	6.64
19-Apr	6:10:22 AM	6.61
19-Apr	7:10:22 AM	6.59
19-Apr	8:10:22 AM	6.56
19-Apr	9:10:22 AM	6.59
19-Apr	10:10:22 AM	6.59
19-Apr	11:10:22 AM	6.56
19-Apr	12:10:22 PM	6.61

19-Apr	1:10:22 PM	6.66
19-Apr	2:10:22 PM	6.69
19-Apr	3:10:22 PM	6.71
19-Apr	4:10:22 PM	6.71
19-Apr	5:10:22 PM	6.71
19-Apr	6:10:22 PM	6.71
19-Apr	7:10:22 PM	6.69
19-Apr	8:10:22 PM	6.71
19-Apr	9:10:22 PM	6.71
19-Apr	10:10:22 PM	6.69
19-Apr	11:10:22 PM	6.69
20-Apr	12:10:22 AM	6.69
20-Apr	1:10:22 AM	6.66
20-Apr	2:10:22 AM	6.66
20-Apr	3:10:22 AM	6.64
20-Apr	4:10:22 AM	6.61
20-Apr	5:10:22 AM	6.59
20-Apr	6:10:22 AM	6.59
20-Apr	7:10:22 AM	6.59
20-Apr	8:10:22 AM	6.59
20-Apr	9:10:22 AM	6.61
20-Apr	10:10:22 AM	6.64
20-Apr	11:10:22 AM	6.69
20-Apr	12:10:22 PM	6.74
20-Apr	1:10:22 PM	6.76
20-Apr	2:10:22 PM	6.79
20-Apr	3:10:22 PM	6.84
20-Apr	4:10:22 PM	6.86
20-Apr	5:10:22 PM	6.86
20-Apr	6:10:22 PM	6.86
20-Apr	7:10:22 PM	6.86
20-Apr	8:10:22 PM	6.84
20-Apr	9:10:22 PM	6.84
20-Apr	10:10:22 PM	6.84
20-Apr	11:10:22 PM	6.84
21-Apr	12:10:22 AM	6.79
21-Apr	1:10:22 AM	6.79
21-Apr	2:10:22 AM	6.76
21-Apr	3:10:22 AM	6.76
21-Apr	4:10:22 AM	6.76
21-Apr	5:10:22 AM	6.74
21-Apr	6:10:22 AM	6.74
21-Apr	7:10:22 AM	6.74

21-Apr	8:10:22 AM	6.74
21-Apr	9:10:22 AM	6.74
21-Apr	10:10:22 AM	6.79
21-Apr	11:10:22 AM	6.91
21-Apr	12:10:22 PM	7.07
21-Apr	1:10:22 PM	7.39
21-Apr	2:10:22 PM	7.52
21-Apr	3:10:22 PM	7.49
21-Apr	4:10:22 PM	7.14
21-Apr	5:10:22 PM	7.07
21-Apr	6:10:22 PM	7.19
21-Apr	7:10:22 PM	7.27
21-Apr	8:10:22 PM	7.34
21-Apr	9:10:22 PM	7.32
21-Apr	10:10:22 PM	7.32
21-Apr	11:10:22 PM	7.24
22-Apr	12:10:22 AM	7.19
22-Apr	1:10:22 AM	7.17
22-Apr	2:10:22 AM	7.12
22-Apr	3:10:22 AM	7.09
22-Apr	4:10:22 AM	7.07
22-Apr	5:10:22 AM	7.07
22-Apr	6:10:22 AM	7.04
22-Apr	7:10:22 AM	7.04
22-Apr	8:10:22 AM	7.02
22-Apr	9:10:22 AM	7.04
22-Apr	10:10:22 AM	7.09
22-Apr	11:10:22 AM	7.19
22-Apr	12:10:22 PM	7.24
22-Apr	1:10:22 PM	7.22
22-Apr	2:10:22 PM	7.22
22-Apr	3:10:22 PM	7.22
22-Apr	4:10:22 PM	7.12
22-Apr	5:10:22 PM	7.14
22-Apr	6:10:22 PM	7.14
22-Apr	7:10:22 PM	7.19
22-Apr	8:10:22 PM	7.12
22-Apr	9:10:22 PM	7.04
22-Apr	10:10:22 PM	7.04
22-Apr	11:10:22 PM	6.99
23-Apr	12:10:22 AM	6.97
23-Apr	1:10:22 AM	6.94
23-Apr	2:10:22 AM	6.91

23-Apr	3:10:22 AM	6.91
23-Apr	4:10:22 AM	6.86
23-Apr	5:10:22 AM	6.86
23-Apr	6:10:22 AM	6.84
23-Apr	7:10:22 AM	6.81
23-Apr	8:10:22 AM	6.81
23-Apr	9:10:22 AM	6.89
23-Apr	10:10:22 AM	6.97
23-Apr	11:10:22 AM	6.99
23-Apr	12:10:22 PM	7.12
23-Apr	1:10:22 PM	7.22
23-Apr	2:10:22 PM	7.09
23-Apr	3:10:22 PM	7.12
23-Apr	4:10:22 PM	7.62
23-Apr	5:10:22 PM	7.52
23-Apr	6:10:22 PM	7.47
23-Apr	7:10:22 PM	7.37
23-Apr	8:10:22 PM	7.47
23-Apr	9:10:22 PM	7.42
23-Apr	10:10:22 PM	7.29
23-Apr	11:10:22 PM	7.22
24-Apr	12:10:22 AM	7.19
24-Apr	1:10:22 AM	7.17
24-Apr	2:10:22 AM	7.12
24-Apr	3:10:22 AM	7.14
24-Apr	4:10:22 AM	7.14
24-Apr	5:10:22 AM	7.12
24-Apr	6:10:22 AM	7.09
24-Apr	7:10:22 AM	7.07
24-Apr	8:10:22 AM	7.09
24-Apr	9:10:22 AM	7.14
24-Apr	10:10:22 AM	7.27
24-Apr	11:10:22 AM	7.42
24-Apr	12:10:22 PM	7.54
24-Apr	1:10:22 PM	7.49
24-Apr	2:10:22 PM	7.67
24-Apr	3:10:22 PM	8.00
24-Apr	4:10:22 PM	8.05
24-Apr	5:10:22 PM	7.97
24-Apr	6:10:22 PM	7.90
24-Apr	7:10:22 PM	7.77
24-Apr	8:10:22 PM	7.72
24-Apr	9:10:22 PM	7.75

24-Apr	10:10:22 PM	7.75
24-Apr	11:10:22 PM	7.80
25-Apr	12:10:22 AM	7.75
25-Apr	1:10:22 AM	7.75
25-Apr	2:10:22 AM	7.72
25-Apr	3:10:22 AM	7.70
25-Apr	4:10:22 AM	7.67
25-Apr	5:10:22 AM	7.65
25-Apr	6:10:22 AM	7.65
25-Apr	7:10:22 AM	7.65
25-Apr	8:10:22 AM	7.62
25-Apr	9:10:22 AM	7.70
25-Apr	10:10:22 AM	7.82
25-Apr	11:10:22 AM	8.05
25-Apr	12:10:22 PM	7.85
25-Apr	1:10:22 PM	7.80
25-Apr	2:10:22 PM	8.07
25-Apr	3:10:22 PM	8.07
25-Apr	4:10:22 PM	8.20
25-Apr	5:10:22 PM	8.20
25-Apr	6:10:22 PM	8.05
25-Apr	7:10:22 PM	7.90
25-Apr	8:10:22 PM	7.95
25-Apr	9:10:22 PM	7.90
25-Apr	10:10:22 PM	7.95
25-Apr	11:10:22 PM	7.90
26-Apr	12:10:22 AM	7.87
26-Apr	1:10:22 AM	7.87
26-Apr	2:10:22 AM	7.85
26-Apr	3:10:22 AM	7.80
26-Apr	4:10:22 AM	7.77
26-Apr	5:10:22 AM	7.72
26-Apr	6:10:22 AM	7.70
26-Apr	7:10:22 AM	7.70
26-Apr	8:10:22 AM	7.70
26-Apr	9:10:22 AM	7.77
26-Apr	10:10:22 AM	7.87
26-Apr	11:10:22 AM	7.90
26-Apr	12:10:22 PM	8.02
26-Apr	1:10:22 PM	8.20
26-Apr	2:10:22 PM	8.22
26-Apr	3:10:22 PM	8.34
26-Apr	4:10:22 PM	8.44

26-Apr	5:10:22 PM	8.39
26-Apr	6:10:22 PM	8.47
26-Apr	7:10:22 PM	8.64
26-Apr	8:10:22 PM	8.57
26-Apr	9:10:22 PM	8.49
26-Apr	10:10:22 PM	8.42
26-Apr	11:10:22 PM	8.42
27-Apr	12:10:22 AM	8.37
27-Apr	1:10:22 AM	8.32
27-Apr	2:10:22 AM	8.30
27-Apr	3:10:22 AM	8.27
27-Apr	4:10:22 AM	8.25
27-Apr	5:10:22 AM	8.25
27-Apr	6:10:22 AM	8.20
27-Apr	7:10:22 AM	8.20
27-Apr	8:10:22 AM	8.22
27-Apr	9:10:22 AM	8.25
27-Apr	10:10:22 AM	8.30
27-Apr	11:10:22 AM	8.44
27-Apr	12:10:22 PM	8.39
27-Apr	1:10:22 PM	8.44
27-Apr	2:10:22 PM	8.52
27-Apr	3:10:22 PM	8.49
27-Apr	4:10:22 PM	8.47
27-Apr	5:10:22 PM	8.44
27-Apr	6:10:22 PM	8.44
27-Apr	7:10:22 PM	8.47
27-Apr	8:10:22 PM	8.49
27-Apr	9:10:22 PM	8.47
27-Apr	10:10:22 PM	8.44
27-Apr	11:10:22 PM	8.39
28-Apr	12:10:22 AM	8.39
28-Apr	1:10:22 AM	8.39
28-Apr	2:10:22 AM	8.37
28-Apr	3:10:22 AM	8.34
28-Apr	4:10:22 AM	8.34
28-Apr	5:10:22 AM	8.32
28-Apr	6:10:22 AM	8.30
28-Apr	7:10:22 AM	8.27
28-Apr	8:10:22 AM	8.25
28-Apr	9:10:22 AM	8.27
28-Apr	10:10:22 AM	8.30
28-Apr	11:10:22 AM	8.30

28-Apr	12:10:22 PM	8.27
28-Apr	1:10:22 PM	8.25
28-Apr	2:10:22 PM	8.20
28-Apr	3:10:22 PM	8.22
28-Apr	4:10:22 PM	8.17
28-Apr	5:10:22 PM	8.17
28-Apr	6:10:22 PM	8.15
28-Apr	7:10:22 PM	8.17
28-Apr	8:10:22 PM	8.17
28-Apr	9:10:22 PM	8.22
28-Apr	10:10:22 PM	8.30
28-Apr	11:10:22 PM	8.25
29-Apr	12:10:22 AM	8.20
29-Apr	1:10:22 AM	8.20
29-Apr	2:10:22 AM	8.20
29-Apr	3:10:22 AM	8.17
29-Apr	4:10:22 AM	8.15
29-Apr	5:10:22 AM	8.10
29-Apr	6:10:22 AM	8.10
29-Apr	7:10:22 AM	8.07
29-Apr	8:10:22 AM	8.07
29-Apr	9:10:22 AM	8.07
29-Apr	10:10:22 AM	8.07
29-Apr	11:10:22 AM	8.07
29-Apr	12:10:22 PM	8.05
29-Apr	1:10:22 PM	8.05
29-Apr	2:10:22 PM	8.05
29-Apr	3:10:22 PM	8.05
29-Apr	4:10:22 PM	8.07
29-Apr	5:10:22 PM	8.07
29-Apr	6:10:22 PM	8.07
29-Apr	7:10:22 PM	8.07
29-Apr	8:10:22 PM	8.00
29-Apr	9:10:22 PM	8.00
29-Apr	10:10:22 PM	7.97
29-Apr	11:10:22 PM	7.95
30-Apr	12:10:22 AM	7.92
30-Apr	1:10:22 AM	7.95
30-Apr	2:10:22 AM	7.95
30-Apr	3:10:22 AM	7.90
30-Apr	4:10:22 AM	7.90
30-Apr	5:10:22 AM	7.90
30-Apr	6:10:22 AM	7.90

30-Apr	7:10:22 AM	7.90
30-Apr	8:10:22 AM	7.92
30-Apr	9:10:22 AM	7.90
30-Apr	10:10:22 AM	7.92
30-Apr	11:10:22 AM	7.92
30-Apr	12:10:22 PM	7.92
30-Apr	1:10:22 PM	7.92
30-Apr	2:10:22 PM	7.95
30-Apr	3:10:22 PM	7.97
30-Apr	4:10:22 PM	8.00
30-Apr	5:10:22 PM	7.97
30-Apr	6:10:22 PM	7.97
30-Apr	7:10:22 PM	8.00
30-Apr	8:10:22 PM	8.00
30-Apr	9:10:22 PM	8.02
30-Apr	10:10:22 PM	8.02
30-Apr	11:10:22 PM	8.00
1-May	12:10:22 AM	7.97
1-May	1:10:22 AM	7.97
1-May	2:10:22 AM	7.97
1-May	3:10:22 AM	7.95
1-May	4:10:22 AM	7.92
1-May	5:10:22 AM	7.90
1-May	6:10:22 AM	7.90
1-May	7:10:22 AM	7.90
1-May	8:10:22 AM	7.90
1-May	9:10:22 AM	7.92
1-May	10:10:22 AM	8.00
1-May	11:10:22 AM	8.02
1-May	12:10:22 PM	8.12
1-May	1:10:22 PM	8.22
1-May	2:10:22 PM	8.52
1-May	3:10:22 PM	8.74
1-May	4:10:22 PM	8.67
1-May	5:10:22 PM	8.62
1-May	6:10:22 PM	8.62
1-May	7:10:22 PM	8.69
1-May	8:10:22 PM	8.62
1-May	9:10:22 PM	8.62
1-May	10:10:22 PM	8.62
1-May	11:10:22 PM	8.59
2-May	12:10:22 AM	8.72
2-May	1:10:22 AM	8.82

2-May	2:10:22 AM	8.89
2-May	3:10:22 AM	9.02
2-May	4:10:22 AM	9.06
2-May	5:10:22 AM	9.16
2-May	6:10:22 AM	9.19
2-May	7:10:22 AM	9.21
2-May	8:10:22 AM	9.26
2-May	9:10:22 AM	9.31
2-May	10:10:22 AM	9.44
2-May	11:10:22 AM	9.51
2-May	12:10:22 PM	9.68
2-May	1:10:22 PM	9.78
2-May	2:10:22 PM	9.68
2-May	3:10:22 PM	9.68
2-May	4:10:22 PM	9.81
2-May	5:10:22 PM	9.73
2-May	6:10:22 PM	9.78
2-May	7:10:22 PM	9.78
2-May	8:10:22 PM	9.71
2-May	9:10:22 PM	9.68
2-May	10:10:22 PM	9.68
2-May	11:10:22 PM	9.66
3-May	12:10:22 AM	9.63
3-May	1:10:22 AM	9.58
3-May	2:10:22 AM	9.53
3-May	3:10:22 AM	9.51
3-May	4:10:22 AM	9.46
3-May	5:10:22 AM	9.41
3-May	6:10:22 AM	9.39
3-May	7:10:22 AM	9.36
3-May	8:10:22 AM	9.34
3-May	9:10:22 AM	9.34
3-May	10:10:22 AM	9.34
3-May	11:10:22 AM	9.44
3-May	12:10:22 PM	9.58
3-May	1:10:22 PM	9.78
3-May	2:10:22 PM	9.88
3-May	3:10:22 PM	9.95
3-May	4:10:22 PM	9.98
3-May	5:10:22 PM	10.03
3-May	6:10:22 PM	10.03
3-May	7:10:22 PM	9.95
3-May	8:10:22 PM	9.90

3-May	9:10:22 PM	9.83
3-May	10:10:22 PM	9.88
3-May	11:10:22 PM	9.85
4-May	12:10:22 AM	9.83
4-May	1:10:22 AM	9.81
4-May	2:10:22 AM	9.78
4-May	3:10:22 AM	9.76
4-May	4:10:22 AM	9.71
4-May	5:10:22 AM	9.68
4-May	6:10:22 AM	9.66
4-May	7:10:22 AM	9.63
4-May	8:10:22 AM	9.63
4-May	9:10:22 AM	9.71
4-May	10:10:22 AM	9.83
4-May	11:10:22 AM	10.05
4-May	12:10:22 PM	10.25
4-May	1:10:22 PM	10.37
4-May	2:10:22 PM	10.49
4-May	3:10:22 PM	10.59
4-May	4:10:22 PM	10.69
4-May	5:10:22 PM	10.79
4-May	6:10:22 PM	10.66
4-May	7:10:22 PM	10.74
4-May	8:10:22 PM	10.64
4-May	9:10:22 PM	10.52
4-May	10:10:22 PM	10.61
4-May	11:10:22 PM	10.57
5-May	12:10:22 AM	10.52
5-May	1:10:22 AM	10.47
5-May	2:10:22 AM	10.44
5-May	3:10:22 AM	10.37
5-May	4:10:22 AM	10.32
5-May	5:10:22 AM	10.27
5-May	6:10:22 AM	10.22
5-May	7:10:22 AM	10.17
5-May	8:10:22 AM	10.17
5-May	9:10:22 AM	10.22
5-May	10:10:22 AM	10.32
5-May	11:10:22 AM	10.25
5-May	12:10:22 PM	10.27
5-May	1:10:22 PM	10.25
5-May	2:10:22 PM	10.22
5-May	3:10:22 PM	10.17

5-May	4:10:22 PM	10.20
5-May	5:10:22 PM	10.37
5-May	6:10:22 PM	10.74
5-May	7:10:22 PM	10.76
5-May	8:10:22 PM	10.64
5-May	9:10:22 PM	10.57
5-May	10:10:22 PM	10.66
5-May	11:10:22 PM	10.74
6-May	12:10:22 AM	10.71
6-May	1:10:22 AM	10.61
6-May	2:10:22 AM	10.59
6-May	3:10:22 AM	10.57
6-May	4:10:22 AM	10.49
6-May	5:10:22 AM	10.44
6-May	6:10:22 AM	10.42
6-May	7:10:22 AM	10.44
6-May	8:10:22 AM	10.39
6-May	9:10:22 AM	10.37
6-May	10:10:22 AM	10.44
6-May	11:10:22 AM	10.54
6-May	12:10:22 PM	10.76
6-May	1:10:22 PM	10.66
6-May	2:10:22 PM	10.47
6-May	3:10:22 PM	10.42
6-May	4:10:22 PM	10.47
6-May	5:10:22 PM	10.74
6-May	6:10:22 PM	10.64
6-May	7:10:22 PM	10.76
6-May	8:10:22 PM	10.96
6-May	9:10:22 PM	10.91
6-May	10:10:22 PM	10.81
6-May	11:10:22 PM	10.74
7-May	12:10:22 AM	10.74
7-May	1:10:22 AM	10.66
7-May	2:10:22 AM	10.69
7-May	3:10:22 AM	10.71
7-May	4:10:22 AM	10.74
7-May	5:10:22 AM	10.66
7-May	6:10:22 AM	10.64
7-May	7:10:22 AM	10.66
7-May	8:10:22 AM	10.64
7-May	9:10:22 AM	10.71
7-May	10:10:22 AM	10.88

7-May	11:10:22 AM	11.01
7-May	12:10:22 PM	11.15
7-May	1:10:22 PM	11.01
7-May	2:10:22 PM	10.83
7-May	3:10:22 PM	10.71
7-May	4:10:22 PM	10.93
7-May	5:10:22 PM	10.86
7-May	6:10:22 PM	11.05
7-May	7:10:22 PM	10.86
7-May	8:10:22 PM	10.96
7-May	9:10:22 PM	11.01
7-May	10:10:22 PM	10.98
7-May	11:10:22 PM	10.91
8-May	12:10:22 AM	10.88
8-May	1:10:22 AM	10.81
8-May	2:10:22 AM	10.88
8-May	3:10:22 AM	10.83
8-May	4:10:22 AM	10.81
8-May	5:10:22 AM	10.81
8-May	6:10:22 AM	10.81
8-May	7:10:22 AM	10.79
8-May	8:10:22 AM	10.81
8-May	9:10:22 AM	10.83
8-May	10:10:22 AM	10.86
8-May	11:10:22 AM	10.81
8-May	12:10:22 PM	10.79
8-May	1:10:22 PM	10.81
8-May	2:10:22 PM	10.83
8-May	3:10:22 PM	10.86
8-May	4:10:22 PM	10.76
8-May	5:10:22 PM	10.71
8-May	6:10:22 PM	10.71
8-May	7:10:22 PM	10.79
8-May	8:10:22 PM	10.76
8-May	9:10:22 PM	10.74
8-May	10:10:22 PM	10.71
8-May	11:10:22 PM	10.69
9-May	12:10:22 AM	10.71
9-May	1:10:22 AM	10.74
9-May	2:10:22 AM	10.74
9-May	3:10:22 AM	10.71
9-May	4:10:22 AM	10.69
9-May	5:10:22 AM	10.64

9-May	6:10:22 AM	10.64
9-May	7:10:22 AM	10.64
9-May	8:10:22 AM	10.69
9-May	9:10:22 AM	10.74
9-May	10:10:22 AM	10.83
9-May	11:10:22 AM	10.83
9-May	12:10:22 PM	10.93
9-May	1:10:22 PM	10.86
9-May	2:10:22 PM	11.05
9-May	3:10:22 PM	10.81
9-May	4:10:22 PM	10.61
9-May	5:10:22 PM	10.61
9-May	6:10:22 PM	10.74
9-May	7:10:22 PM	11.03
9-May	8:10:22 PM	11.18
9-May	9:10:22 PM	11.18
9-May	10:10:22 PM	11.20
9-May	11:10:22 PM	11.13
10-May	12:10:22 AM	11.05
10-May	1:10:22 AM	11.03
10-May	2:10:22 AM	11.08
10-May	3:10:22 AM	11.08
10-May	4:10:22 AM	10.98
10-May	5:10:22 AM	10.96
10-May	6:10:22 AM	10.98
10-May	7:10:22 AM	10.98
10-May	8:10:22 AM	10.96
10-May	9:10:22 AM	10.98
10-May	10:10:22 AM	11.03
10-May	11:10:22 AM	10.98
10-May	12:10:22 PM	10.88
10-May	1:10:22 PM	10.86
10-May	2:10:22 PM	10.93
10-May	3:10:22 PM	11.01
10-May	4:10:22 PM	11.10
10-May	5:10:22 PM	11.08
10-May	6:10:22 PM	10.96
10-May	7:10:22 PM	10.88
10-May	8:10:22 PM	11.10
10-May	9:10:22 PM	11.15
10-May	10:10:22 PM	11.15
10-May	11:10:22 PM	11.15
11-May	12:10:22 AM	11.13

11-May	1:10:22 AM	11.10
11-May	2:10:22 AM	11.05
11-May	3:10:22 AM	11.05
11-May	4:10:22 AM	11.05
11-May	5:10:22 AM	11.15
11-May	6:10:22 AM	11.10
11-May	7:10:22 AM	11.03
11-May	8:10:22 AM	11.05
11-May	9:10:22 AM	11.13
11-May	10:10:22 AM	11.18
11-May	11:10:22 AM	11.15
11-May	12:10:22 PM	10.96
11-May	1:10:22 PM	11.05
11-May	2:10:22 PM	11.44
11-May	3:10:22 PM	11.35
11-May	4:10:22 PM	11.10
11-May	5:10:22 PM	11.13
11-May	6:10:22 PM	11.35
11-May	7:10:22 PM	11.32
11-May	8:10:22 PM	11.30
11-May	9:10:22 PM	11.32
11-May	10:10:22 PM	11.42
11-May	11:10:22 PM	11.44
12-May	12:10:22 AM	11.49
12-May	1:10:22 AM	11.44
12-May	2:10:22 AM	11.59
12-May	3:10:22 AM	11.47
12-May	4:10:22 AM	11.39
12-May	5:10:22 AM	11.54
12-May	6:10:22 AM	11.52
12-May	7:10:22 AM	11.52
12-May	8:10:22 AM	11.47
12-May	9:10:22 AM	11.49
12-May	10:10:22 AM	11.54
12-May	11:10:22 AM	11.61
12-May	12:10:22 PM	11.52
12-May	1:10:22 PM	11.54
12-May	2:10:22 PM	11.57
12-May	3:10:22 PM	11.54
12-May	4:10:22 PM	11.49
12-May	5:10:22 PM	11.59
12-May	6:10:22 PM	11.66
12-May	7:10:22 PM	11.64

12-May	8:10:22 PM	11.69
12-May	9:10:22 PM	11.69
12-May	10:10:22 PM	11.78
12-May	11:10:22 PM	11.78
13-May	12:10:22 AM	11.73
13-May	1:10:22 AM	11.78
13-May	2:10:22 AM	11.71
13-May	3:10:22 AM	11.69
13-May	4:10:22 AM	11.71
13-May	5:10:22 AM	11.76
13-May	6:10:22 AM	11.78
13-May	7:10:22 AM	11.78
13-May	8:10:22 AM	11.73
13-May	9:10:22 AM	11.81
13-May	10:10:22 AM	11.88
13-May	11:10:22 AM	11.93
13-May	12:10:22 PM	11.90
13-May	1:10:22 PM	11.90
13-May	2:10:22 PM	12.00
13-May	3:10:22 PM	12.07
13-May	4:10:22 PM	12.17
13-May	5:10:22 PM	12.12
13-May	6:10:22 PM	12.07
13-May	7:10:22 PM	12.07
13-May	8:10:22 PM	12.05
13-May	9:10:22 PM	12.05
13-May	10:10:22 PM	12.05
13-May	11:10:22 PM	12.05
14-May	12:10:22 AM	12.07
14-May	1:10:22 AM	12.07
14-May	2:10:22 AM	12.10
14-May	3:10:22 AM	12.07
14-May	4:10:22 AM	12.05
14-May	5:10:22 AM	12.05
14-May	6:10:22 AM	12.05
14-May	7:10:22 AM	12.05
14-May	8:10:22 AM	12.07
14-May	9:10:22 AM	12.15
14-May	10:10:22 AM	12.22
14-May	11:10:22 AM	12.36
14-May	12:10:22 PM	12.44
14-May	1:10:22 PM	12.34
14-May	2:10:22 PM	12.24

14-May	3:10:22 PM	12.27
14-May	4:10:22 PM	12.24
14-May	5:10:22 PM	12.36
14-May	6:10:22 PM	12.51
14-May	7:10:22 PM	12.53
14-May	8:10:22 PM	12.53
14-May	9:10:22 PM	12.53
14-May	10:10:22 PM	12.51
14-May	11:10:22 PM	12.46
15-May	12:10:22 AM	12.49
15-May	1:10:22 AM	12.53
15-May	2:10:22 AM	12.51
15-May	3:10:22 AM	12.46
15-May	4:10:22 AM	12.44
15-May	5:10:22 AM	12.44
15-May	6:10:22 AM	12.44
15-May	7:10:22 AM	12.36
15-May	8:10:22 AM	12.34
15-May	9:10:22 AM	12.39
15-May	10:10:22 AM	12.53
15-May	11:10:22 AM	12.68
15-May	12:10:22 PM	12.85
15-May	1:10:22 PM	13.11
15-May	2:10:22 PM	12.97
15-May	3:10:22 PM	12.87
15-May	4:10:22 PM	12.87
15-May	5:10:22 PM	13.04
15-May	6:10:22 PM	12.82
15-May	7:10:22 PM	12.85
15-May	8:10:22 PM	12.94
15-May	9:10:22 PM	12.90
15-May	10:10:22 PM	13.02
15-May	11:10:22 PM	13.11
16-May	12:10:22 AM	13.26
16-May	1:10:22 AM	13.26
16-May	2:10:22 AM	13.23
16-May	3:10:22 AM	13.16
16-May	4:10:22 AM	13.21
16-May	5:10:22 AM	13.33
16-May	6:10:22 AM	13.31
16-May	7:10:22 AM	13.11
16-May	8:10:22 AM	13.23
16-May	9:10:22 AM	13.38

16-May	10:10:22 AM	13.74
16-May	11:10:22 AM	14.24
16-May	12:10:22 PM	13.86
16-May	1:10:22 PM	13.71
16-May	2:10:22 PM	13.76
16-May	3:10:22 PM	13.81
16-May	4:10:22 PM	13.79
16-May	5:10:22 PM	13.95
16-May	6:10:22 PM	13.74
16-May	7:10:22 PM	13.81
16-May	8:10:22 PM	13.83
16-May	9:10:22 PM	13.98
16-May	10:10:22 PM	13.91
16-May	11:10:22 PM	13.93
17-May	12:10:22 AM	13.91
17-May	1:10:22 AM	13.83
17-May	2:10:22 AM	13.83
17-May	3:10:22 AM	13.93
17-May	4:10:22 AM	13.86
17-May	5:10:22 AM	13.81
17-May	6:10:22 AM	13.76
17-May	7:10:22 AM	13.81
17-May	8:10:22 AM	13.83
17-May	9:10:22 AM	13.79
17-May	10:10:22 AM	13.81
17-May	11:10:22 AM	13.81
17-May	12:10:22 PM	13.83
17-May	1:10:22 PM	13.91
17-May	2:10:22 PM	13.88
17-May	3:10:22 PM	13.91
17-May	4:10:22 PM	13.91
17-May	5:10:22 PM	14.03
17-May	6:10:22 PM	13.93
17-May	7:10:22 PM	13.88
17-May	8:10:22 PM	13.76
17-May	9:10:22 PM	13.71
17-May	10:10:22 PM	13.79
17-May	11:10:22 PM	13.76
18-May	12:10:22 AM	13.74
18-May	1:10:22 AM	13.69
18-May	2:10:22 AM	13.67
18-May	3:10:22 AM	13.62
18-May	4:10:22 AM	13.57

18-May	5:10:22 AM	13.50
18-May	6:10:22 AM	13.45
18-May	7:10:22 AM	13.43
18-May	8:10:22 AM	13.43
18-May	9:10:22 AM	13.31
18-May	10:10:22 AM	13.33
18-May	11:10:22 AM	13.38
18-May	12:10:22 PM	13.40
18-May	1:10:22 PM	13.21
18-May	2:10:22 PM	13.26
18-May	3:10:22 PM	13.38
18-May	4:10:22 PM	13.69
18-May	5:10:22 PM	13.57
18-May	6:10:22 PM	13.67
18-May	7:10:22 PM	13.57
18-May	8:10:22 PM	13.45
18-May	9:10:22 PM	13.45
18-May	10:10:22 PM	13.43
18-May	11:10:22 PM	13.40
19-May	12:10:22 AM	13.38
19-May	1:10:22 AM	13.38
19-May	2:10:22 AM	13.33
19-May	3:10:22 AM	13.33
19-May	4:10:22 AM	13.26
19-May	5:10:22 AM	13.21
19-May	6:10:22 AM	13.23
19-May	7:10:22 AM	13.23
19-May	8:10:22 AM	13.26
19-May	9:10:22 AM	13.21
19-May	10:10:22 AM	13.21
19-May	11:10:22 AM	13.21
19-May	12:10:22 PM	13.21
19-May	1:10:22 PM	13.23
19-May	2:10:22 PM	13.47
19-May	3:10:22 PM	13.55
19-May	4:10:22 PM	13.57
19-May	5:10:22 PM	13.47
19-May	6:10:22 PM	13.43
19-May	7:10:22 PM	13.47
19-May	8:10:22 PM	13.45
19-May	9:10:22 PM	13.33
19-May	10:10:22 PM	13.45
19-May	11:10:22 PM	13.45

20-May	12:10:22 AM	13.45
20-May	1:10:22 AM	13.40
20-May	2:10:22 AM	13.45
20-May	3:10:22 AM	13.38
20-May	4:10:22 AM	13.28
20-May	5:10:22 AM	13.31
20-May	6:10:22 AM	13.28
20-May	7:10:22 AM	13.21
20-May	8:10:22 AM	13.02
20-May	9:10:22 AM	12.94
20-May	10:10:22 AM	12.94
20-May	11:10:22 AM	13.14
20-May	12:10:22 PM	13.06
20-May	1:10:22 PM	13.09
20-May	2:10:22 PM	13.06
20-May	3:10:22 PM	12.87
20-May	4:10:22 PM	12.75
20-May	5:10:22 PM	12.70
20-May	6:10:22 PM	12.68
20-May	7:10:22 PM	12.68
20-May	8:10:22 PM	12.63
20-May	9:10:22 PM	12.51
20-May	10:10:22 PM	12.36
20-May	11:10:22 PM	12.32
21-May	12:10:22 AM	12.34
21-May	1:10:22 AM	12.36
21-May	2:10:22 AM	12.36
21-May	3:10:22 AM	12.32
21-May	4:10:22 AM	12.24
21-May	5:10:22 AM	12.24
21-May	6:10:22 AM	12.24
21-May	7:10:22 AM	12.24
21-May	8:10:22 AM	12.20
21-May	9:10:22 AM	12.17
21-May	10:10:22 AM	12.10
21-May	11:10:22 AM	12.12
21-May	12:10:22 PM	12.20
21-May	1:10:22 PM	12.12
21-May	2:10:22 PM	12.10
21-May	3:10:22 PM	12.12
21-May	4:10:22 PM	12.07
21-May	5:10:22 PM	12.05
21-May	6:10:22 PM	12.07

21-May	7:10:22 PM	12.12
21-May	8:10:22 PM	12.07
21-May	9:10:22 PM	12.03
21-May	10:10:22 PM	11.98
21-May	11:10:22 PM	11.95
22-May	12:10:22 AM	11.90
22-May	1:10:22 AM	11.86
22-May	2:10:22 AM	11.83
22-May	3:10:22 AM	11.78
22-May	4:10:22 AM	11.78
22-May	5:10:22 AM	11.73
22-May	6:10:22 AM	11.71
22-May	7:10:22 AM	11.69
22-May	8:10:22 AM	11.69
22-May	9:10:22 AM	11.66
22-May	10:10:22 AM	11.64
22-May	11:10:22 AM	11.61
22-May	12:10:22 PM	11.59
22-May	1:10:22 PM	11.61
22-May	2:10:22 PM	11.59
22-May	3:10:22 PM	11.59
22-May	4:10:22 PM	11.61
22-May	5:10:22 PM	11.64
22-May	6:10:22 PM	11.64
22-May	7:10:22 PM	11.61
22-May	8:10:22 PM	11.59
22-May	9:10:22 PM	11.59
22-May	10:10:22 PM	11.57
22-May	11:10:22 PM	11.49
23-May	12:10:22 AM	11.39
23-May	1:10:22 AM	11.35
23-May	2:10:22 AM	11.30
23-May	3:10:22 AM	11.25
23-May	4:10:22 AM	11.22
23-May	5:10:22 AM	11.18
23-May	6:10:22 AM	11.15
23-May	7:10:22 AM	11.13
23-May	8:10:22 AM	11.10
23-May	9:10:22 AM	11.08
23-May	10:10:22 AM	11.05
23-May	11:10:22 AM	11.05
23-May	12:10:22 PM	11.03
23-May	1:10:22 PM	11.03

23-May	2:10:22 PM	11.05
23-May	3:10:22 PM	11.05
23-May	4:10:22 PM	11.10
23-May	5:10:22 PM	11.13
23-May	6:10:22 PM	11.15
23-May	7:10:22 PM	11.13
23-May	8:10:22 PM	11.10
23-May	9:10:22 PM	11.05
23-May	10:10:22 PM	11.03
23-May	11:10:22 PM	10.98
24-May	12:10:22 AM	10.96
24-May	1:10:22 AM	10.93
24-May	2:10:22 AM	10.91
24-May	3:10:22 AM	10.88
24-May	4:10:22 AM	10.86
24-May	5:10:22 AM	10.86
24-May	6:10:22 AM	10.83
24-May	7:10:22 AM	10.81
24-May	8:10:22 AM	10.83
24-May	9:10:22 AM	10.88
24-May	10:10:22 AM	10.91
24-May	11:10:22 AM	10.91
24-May	12:10:22 PM	10.93
24-May	1:10:22 PM	11.01
24-May	2:10:22 PM	11.13
24-May	3:10:22 PM	11.20
24-May	4:10:22 PM	11.22
24-May	5:10:22 PM	11.22
24-May	6:10:22 PM	11.22
24-May	7:10:22 PM	11.20
24-May	8:10:22 PM	11.22
24-May	9:10:22 PM	11.20
24-May	10:10:22 PM	11.20
24-May	11:10:22 PM	11.22
25-May	12:10:22 AM	11.27
25-May	1:10:22 AM	11.27
25-May	2:10:22 AM	11.27
25-May	3:10:22 AM	11.25
25-May	4:10:22 AM	11.25
25-May	5:10:22 AM	11.25
25-May	6:10:22 AM	11.22
25-May	7:10:22 AM	11.22
25-May	8:10:22 AM	11.25

25-May	9:10:22 AM	11.27
25-May	10:10:22 AM	11.30
25-May	11:10:22 AM	11.30
25-May	12:10:22 PM	11.32
25-May	1:10:22 PM	11.37
25-May	2:10:22 PM	11.44
25-May	3:10:22 PM	11.52
25-May	4:10:22 PM	11.54
25-May	5:10:22 PM	11.61
25-May	6:10:22 PM	11.64
25-May	7:10:22 PM	11.69
25-May	8:10:22 PM	11.64
25-May	9:10:22 PM	11.64
25-May	10:10:22 PM	11.64
25-May	11:10:22 PM	11.61

